

## 2012 Broomball Australia National Championships - Scoresheet

|           |                           |          |               |           |                  |                     |       |
|-----------|---------------------------|----------|---------------|-----------|------------------|---------------------|-------|
| Game #    | 1                         | Division | Women's Elite | Dt/Tm     | Wed 0900         | Final Score (A – H) | 0 – 0 |
| Away Team | Queensland Cyclones       |          |               | Home Team | Victoria Thunder |                     |       |
| Officials | Alan JABS & Remi VEILLEUX |          |               |           |                  |                     |       |

| <b>Away Team: Queensland Cyclones</b> |     |                       |   |   |     | <b>Home Team: Victoria Thunder</b> |     |                     |   |   |     |
|---------------------------------------|-----|-----------------------|---|---|-----|------------------------------------|-----|---------------------|---|---|-----|
| #                                     | Pos | Name                  | G | A | PIM | #                                  | Pos | Name                | G | A | PIM |
| 2                                     | D   | L MULLER-NORDIN (AC)  |   |   |     | 5                                  | F   | Georgia GIBLIN      |   |   |     |
| 7                                     | F   | Chantelle PIVA [C]    |   |   |     | 7                                  | D   | Vanessa TUCKFIELD   |   |   | 2   |
| 12                                    | F   | Christie LEAHY        |   |   |     | 14                                 | D   | Tarcha SALEEBA      |   |   |     |
| 14                                    | F   | Liz LUQUE             |   |   |     | 17                                 | G   | Megan LANYON        |   |   |     |
| 27                                    | D   | Irena ZAGORSKIS       |   |   |     | 19                                 | F   | Leisha SKILTON (AC) |   |   |     |
| 36                                    | F   | Heather VEILLEUX (AC) |   |   |     | 22                                 | F   | Shanni MULLER (AC)  |   |   |     |
| 63                                    | D   | Chantelle GRUAR       |   |   |     | 23                                 | C   | Nicole CREASER      |   |   |     |
| 68<br>10                              | G   | Karen PARRISH         |   |   |     | 31                                 | F   | Joanne NGUYEN       |   |   |     |
|                                       |     |                       |   |   |     | 72                                 | D   | Rachael HANDS       |   |   |     |
|                                       |     |                       |   |   |     | 77                                 | D   | Karen ROWE [C]      |   |   |     |
|                                       |     |                       |   |   |     |                                    |     |                     |   |   |     |
|                                       |     |                       |   |   |     |                                    |     |                     |   |   |     |
|                                       |     |                       |   |   |     |                                    |     |                     |   |   |     |
|                                       |     |                       |   |   |     |                                    |     |                     |   |   |     |
|                                       |     |                       |   |   |     |                                    |     |                     |   |   |     |
|                                       |     |                       |   |   |     |                                    |     |                     |   |   |     |
|                                       |     |                       |   |   |     |                                    |     |                     |   |   |     |
|                                       |     |                       |   |   |     |                                    |     |                     |   |   |     |
|                                       |     |                       |   |   |     |                                    |     |                     |   |   |     |
|                                       |     |                       |   |   |     |                                    |     |                     |   |   |     |

Pos = Position. G = Goals. A = Assists. PIM = Penalties in Minutes (Time).

| Goals |   |      |      |        |         |  | Penalties |      |      |        |             |     |
|-------|---|------|------|--------|---------|--|-----------|------|------|--------|-------------|-----|
| #     | P | Time | Team | Scorer | Assists |  | P         | Time | Team | Player | Offence     | PIM |
| 1     |   |      |      |        |         |  | 7         | 9:17 | VLC  | 7      | 30'20" DING | 2   |
| 2     |   |      |      |        |         |  |           |      |      |        |             |     |
| 3     |   |      |      |        |         |  |           |      |      |        |             |     |
| 4     |   |      |      |        |         |  |           |      |      |        |             |     |
| 5     |   |      |      |        |         |  |           |      |      |        |             |     |
| 6     |   |      |      |        |         |  |           |      |      |        |             |     |
| 7     |   |      |      |        |         |  |           |      |      |        |             |     |
| 8     |   |      |      |        |         |  |           |      |      |        |             |     |
| 9     |   |      |      |        |         |  |           |      |      |        |             |     |
| 10    |   |      |      |        |         |  |           |      |      |        |             |     |
| 11    |   |      |      |        |         |  |           |      |      |        |             |     |
| 12    |   |      |      |        |         |  |           |      |      |        |             |     |

P = Period. PIM = Penalty in Minutes (e.g. 2 = Minor, 5 = Major, etc.)

| Score By Period |   |   |    |       | Goaltender Statistics |    |      |       |       |
|-----------------|---|---|----|-------|-----------------------|----|------|-------|-------|
| Team            | 1 | 2 | OT | Total | Team                  | #  | Time | Shots | Saves |
| QLD             | 0 | 0 |    | 0     |                       | 38 | 30   | 3     | 1     |
| VIC             | 0 | 0 |    | 0     |                       | 17 | 30   | 1     | 1     |

|                    |  |            |  |
|--------------------|--|------------|--|
| Home Captain/Coach |  | Official 1 |  |
| Away Captain/Coach |  | Official 2 |  |

## 2012 Broomball Australia National Championships - Scoresheet

|           |                              |          |               |           |                        |                     |     |
|-----------|------------------------------|----------|---------------|-----------|------------------------|---------------------|-----|
| Game #    | 2                            | Division | Women's Elite | Dt/Tm     | Wed 0935               | Final Score (A – H) | 0-2 |
| Away Team | ACT Phoenix                  |          |               | Home Team | South Australia Sharks |                     |     |
| Officials | Remi VEILLEUX & Cory SKILTON |          |               |           |                        |                     |     |

[illegible]

Pos = Position. G = Goals. A = Assists. PIM = Penalties in Minutes (Time).

[illegible]

P = Period. PIM = Penalty in Minutes (e.g. 2 = Minor, 5 = Major, etc.)

| Score By Period |   |   |    |       | Goaltender Statistics |    |      |       |       |
|-----------------|---|---|----|-------|-----------------------|----|------|-------|-------|
| Team            | 1 | 2 | OT | Total | Team                  | #  | Time | Shots | Saves |
| ACT             | 0 | 0 |    | 0     |                       | 25 | 30   | 11    | 1     |
| SA              | 1 | 1 |    | 2     |                       | 11 | 30   | 11    | 11    |

|                    |  |            |  |
|--------------------|--|------------|--|
| Home Captain/Coach |  | Official 1 |  |
| Away Captain/Coach |  | Official 2 |  |



# 2012 Broomball Australia National Championships - Scoresheet

|           |                           |          |                    |       |           |                     |     |
|-----------|---------------------------|----------|--------------------|-------|-----------|---------------------|-----|
| Game #    | 3                         | Division | Men's Intermediate | Dt/Tm | Wed 1010  | Final Score (A – H) | 4–0 |
| Away Team | Queensland Cyclones       |          |                    |       | Home Team | Victoria Thunder    |     |
| Officials | Cory SKILTON & Doug NIXON |          |                    |       |           |                     |     |

| Away Team: Queensland Cyclones |     |                       |    |     |     | Home Team: Victoria Thunder |     |                          |   |   |      |
|--------------------------------|-----|-----------------------|----|-----|-----|-----------------------------|-----|--------------------------|---|---|------|
| #                              | Pos | Name                  | G  | A   | PIM | #                           | Pos | Name                     | G | A | PIM  |
| ✓30                            | D   | Tom CAREY             |    | 1   |     | 10                          | F   | Tristan-Scott KHONG (AC) |   |   |      |
| ✓34                            | C   | Grant WASHINGTON [C]  | 11 |     |     | ✓18                         | G   | Carl SARELIUS            |   |   |      |
| 41                             | D   | Robert GOODWILL       |    |     |     | 24                          | F   | Chris HODSON             |   |   |      |
| ✓44                            | G   | Robert LUCO           |    |     |     | ✓32                         | C   | Adam PEGG (AC)           |   |   | 11   |
| ✓73                            | F   | Cale GOLDING (AC)     |    | 111 |     | 44                          | D   | Mark CAROSELLI           |   |   |      |
| ✓90                            | F   | Nathan DICKINSON (AC) | 11 |     |     | 56                          | F   | Luca KUMPIES             |   |   |      |
|                                | F   | Trent ALLEN           |    |     |     | ✓78                         | F   | Chris VERGOS             |   |   | 1111 |
| ✓47                            | D   | Remi VEILLEUX         |    | 1   |     | ✓85                         | D   | Eder RAMOS               |   |   |      |
|                                |     |                       |    |     |     | ✓88                         | D   | Daniel PAYNE [C]         |   |   | 11   |
|                                |     |                       |    |     |     | 91                          | F   | Cameron VEAL             |   |   |      |
|                                |     |                       |    |     |     | ✓33                         | F   | <del>KEENE</del> KEENE   |   |   |      |
|                                |     |                       |    |     |     | ✓27                         |     | Leigh Henderson          |   |   |      |
|                                |     |                       |    |     |     | ✓37                         |     | Wayne McBride            |   |   | 11   |

Pos = Position. G = Goals. A = Assists. PIM = Penalties in Minutes (Time).

| Goals |   |       |      |        |         | Penalties |       |      |                  |            |     |
|-------|---|-------|------|--------|---------|-----------|-------|------|------------------|------------|-----|
| #     | P | Time  | Team | Scorer | Assists | P         | Time  | Team | Player           | Offence    | PIM |
| 1     | 1 | 14:56 | QLD  | 34'    | 75'     |           | 14:02 | VIC  | 32               | tripping   | 11  |
| 2     | 1 | 12:05 | QLD  | 90'    | 73'     |           | 10:26 | VIC  | 37 <sup>CD</sup> | high broom | 11  |
| 3     | 1 | 0:08  | QLD  | 90'    | 30'     |           | 3:45  | Vic  | 78'              | Slash      | 11  |
| 4     | 2 | 14:00 | QLD  | 34'    | 73'     | 47        | 2:30  | Vic  | 88'              | high broom | 11  |
| 5     |   |       |      |        |         |           | 13:10 | Vic  | 78'              | High       | 11  |
| 6     |   |       |      |        |         |           |       |      |                  |            |     |
| 7     |   |       |      |        |         |           |       |      |                  |            |     |
| 8     |   |       |      |        |         |           |       |      |                  |            |     |
| 9     |   |       |      |        |         |           |       |      |                  |            |     |
| 10    |   |       |      |        |         |           |       |      |                  |            |     |
| 11    |   |       |      |        |         |           |       |      |                  |            |     |
| 12    |   |       |      |        |         |           |       |      |                  |            |     |

P = Period. PIM = Penalty in Minutes (e.g. 2 = Minor, 5 = Major, etc.)

| Score By Period |   |   |    |       | Goaltender Statistics |   |      |       |       |
|-----------------|---|---|----|-------|-----------------------|---|------|-------|-------|
| Team            | 1 | 2 | OT | Total | Team                  | # | Time | Shots | Saves |
| QLD             | 3 | 1 |    | 4     |                       |   |      |       |       |
| VIC             | 0 | 0 |    | 0     |                       |   |      |       |       |

|                    |  |            |  |
|--------------------|--|------------|--|
| Home Captain/Coach |  | Official 1 |  |
| Away Captain/Coach |  | Official 2 |  |

## 2012 Broomball Australia National Championships - Scoresheet

|           |                           |          |                    |           |          |                         |       |
|-----------|---------------------------|----------|--------------------|-----------|----------|-------------------------|-------|
| Game #    | 4                         | Division | Men's Intermediate | Dt/Tm     | Wed 1050 | Final Score (A – H)     | 0 - 1 |
| Away Team | South Australia Sharks    |          |                    | Home Team |          | New South Wales Sliders |       |
| Officials | Alan JABS & Remi VEILLEUX |          |                    |           |          |                         |       |

[illegible]

Pos = Position. G = Goals. A = Assists. PIM = Penalties in Minutes (Time).

[illegible]

P = Period. PIM = Penalty in Minutes (e.g. 2 = Minor, 5 = Major, etc.)

| Score By Period |   |   |    |       | Goaltender Statistics |   |      |       |       |
|-----------------|---|---|----|-------|-----------------------|---|------|-------|-------|
| Team            | 1 | 2 | OT | Total | Team                  | # | Time | Shots | Saves |
| SA              | 0 | 0 |    | 0     |                       |   |      |       |       |
| NSW             | 0 | 1 |    | 1     |                       |   |      |       |       |

|                    |  |            |  |
|--------------------|--|------------|--|
| Home Captain/Coach |  | Official 1 |  |
| Away Captain/Coach |  | Official 2 |  |

## 2012 Broomball Australia National Championships - Scoresheet

|           |                        |          |             |           |                  |                     |       |
|-----------|------------------------|----------|-------------|-----------|------------------|---------------------|-------|
| Game #    | 5                      | Division | Men's Elite | Dt/Tm     | Wed 1130         | Final Score (A – H) | 8 - 0 |
| Away Team | Queensland Cyclones    |          |             | Home Team | Victoria Thunder |                     |       |
| Officials | Doug NIXON & Alan JABS |          |             |           |                  |                     |       |

| Away Team: QLD |     |                    |   |   |     | Home Team: VIC |     |                          |   |   |     |
|----------------|-----|--------------------|---|---|-----|----------------|-----|--------------------------|---|---|-----|
| #              | Pos | Name               | G | A | PIM | #              | Pos | Name                     | G | A | PIM |
| 1              | F   | Dominic AUTERI     |   |   |     | ✓1             | C   | Clinton GENTLE (AC)      |   |   |     |
| ✓5             | F   | Mark McLENNAN (AC) | 1 | 1 |     | ✓04            | D   | Tony ESPOSITO            |   |   |     |
| ✓15            | D   | Wade WRIGHT        |   | 1 |     | 15             | F   | Brendan PARSONS          |   |   |     |
| ✓20            | C   | Donald NORDIN (AC) | 1 |   |     | ✓16            | C   | Cory SKILTON (C)         |   |   |     |
| ✓24            | D   | Adam AUTERI        |   | 1 |     | ✓27            | G   | Leigh HENDERSON          |   |   |     |
| ✓42            | G   | Peter FRISKEN      |   |   |     | 30             | D   | <del>Gilles FORGET</del> |   |   |     |
| ✓44            | D   | Robert LUCO        | 1 |   |     | ✓32            | F   | Adam PEGG                |   |   |     |
| ✓47            | F   | Dan HAYDON         |   |   |     | ✓33            | D   | Steve KENNEDY            |   |   |     |
| ✓55            | F   | Andrew FAZEL       | 1 |   |     | ✓37            | D   | Wayne McBRIDE (AC)       |   |   |     |
| ✓73            | C   | Rohan GOLDING (C)  | 1 |   |     | ✓41            | D   | Brad WATSON              |   |   |     |
| ✓74            | F   | Julian LUCO        | 1 | 1 |     | 50             | D   | <del>Brian KORSMAN</del> |   |   |     |
|                |     |                    |   |   |     | ✓99            | F   | Kevin FORGET             |   |   |     |
| <del>81</del>  |     |                    |   |   |     | ✓78            | F   | Chris Vergos             |   |   |     |
|                |     |                    |   |   |     |                |     |                          |   |   |     |
|                |     |                    |   |   |     |                |     |                          |   |   |     |

Pos = Position. G = Goals. A = Assists. PIM = Penalties in Minutes (Time).

| Goals |   |       |      |        |         |   | Penalties |       |      |        |           |     |
|-------|---|-------|------|--------|---------|---|-----------|-------|------|--------|-----------|-----|
| #     | P | Time  | Team | Scorer | Assists |   | P         | Time  | Team | Player | Offence   | PIM |
| 1     | 1 | 13.42 | Qld  | 44     | 5       |   |           | 18.48 | Vic  | 37     | charge.   |     |
| 2     | 1 | 13.01 | Qld  | 74     | -       |   | 2         | 0.01  | Vic  | 78     | Roughing. |     |
| 3     | 1 | 7.47  | Qld. | 73     | 15      |   |           |       |      |        |           |     |
| 4     | 1 | 6.13  | Qld. | 74     | -       |   |           |       |      |        |           |     |
| 5     | 1 | 3.58  | Qld  | 20     | 24      | 5 |           |       |      |        |           |     |
| 6     | 2 | 15.53 | Qld. | 73     | 74      |   |           |       |      |        |           |     |
| 7     | 2 | 8.37  | Qld  | 5      | -       |   |           |       |      |        |           |     |
| 8     | 2 | 0.40  | Qld  | 55     | -       |   |           |       |      |        |           |     |
| 9     |   |       |      |        |         |   |           |       |      |        |           |     |
| 10    |   |       |      |        |         |   |           |       |      |        |           |     |
| 11    |   |       |      |        |         |   |           |       |      |        |           |     |
| 12    |   |       |      |        |         |   |           |       |      |        |           |     |

P = Period. PIM = Penalty in Minutes (e.g. 2 = Minor, 5 = Major, etc.)

| Score By Period |   |   |    |       | Goaltender Statistics |   |      |       |       |
|-----------------|---|---|----|-------|-----------------------|---|------|-------|-------|
| Team            | 1 | 2 | OT | Total | Team                  | # | Time | Shots | Saves |
| OLD             | 5 | 3 |    | 8     |                       |   |      |       |       |
| VLC             | 0 | 0 |    | 0     |                       |   |      |       |       |

|                    |  |            |  |
|--------------------|--|------------|--|
| Home Captain/Coach |  | Official 1 |  |
| Away Captain/Coach |  | Official 2 |  |

# 2012 Broomball Australia National Championships - Scoresheet

|           |                        |          |             |           |            |                     |     |
|-----------|------------------------|----------|-------------|-----------|------------|---------------------|-----|
| Game #    | 6                      | Division | Men's Elite | Dt/Tm     | Wed 1210   | Final Score (A – H) | / – |
| Away Team | South Australia Sharks |          |             | Home Team | ACT Flames |                     |     |
| Officials | Doug NIXON & Alan JABS |          |             |           |            |                     |     |

[illegible]

Pos = Position. G = Goals. A = Assists. PIM = Penalties in Minutes (Time).

| Goals |   |      |      |        |         | Penalties |      |      |        |           |     |
|-------|---|------|------|--------|---------|-----------|------|------|--------|-----------|-----|
| #     | P | Time | Team | Scorer | Assists | P         | Time | Team | Player | Offence   | PIM |
| 1     |   |      |      |        |         | M         | 3:10 | SA   | B      | Tripping. |     |
| 2     | 1 | 1:40 | SA   | 65     |         |           |      |      |        |           |     |
| 3     | 2 | 4:08 | Acr  | 38     | 15      |           |      |      |        |           |     |
| 4     |   |      |      |        |         |           |      |      |        |           |     |
| 5     |   |      |      |        |         |           |      |      |        |           |     |
| 6     |   |      |      |        |         |           |      |      |        |           |     |
| 7     |   |      |      |        |         |           |      |      |        |           |     |
| 8     |   |      |      |        |         |           |      |      |        |           |     |
| 9     |   |      |      |        |         |           |      |      |        |           |     |
| 10    |   |      |      |        |         |           |      |      |        |           |     |
| 11    |   |      |      |        |         |           |      |      |        |           |     |
| 12    |   |      |      |        |         |           |      |      |        |           |     |

P = Period, PIM = Penalty in Minutes (e.g. 2 = Minor, 5 = Major, etc.)

| Score By Period |   |   |    |       | Goaltender Statistics |   |      |       |       |
|-----------------|---|---|----|-------|-----------------------|---|------|-------|-------|
| Team            | 1 | 2 | OT | Total | Team                  | # | Time | Shots | Saves |
| SA              | 1 | 0 |    | 1     |                       |   |      |       |       |
| ACT             | 0 | 1 |    | 1     |                       |   |      |       |       |

|                    |  |            |  |
|--------------------|--|------------|--|
| Home Captain/Coach |  | Official 1 |  |
| Away Captain/Coach |  | Official 2 |  |



## 2012 Broomball Australia National Championships - Scoresheet

|           |                             |          |               |           |                  |                     |        |
|-----------|-----------------------------|----------|---------------|-----------|------------------|---------------------|--------|
| Game #    | 7                           | Division | Women's Elite | Dt/Tm     | Wed 1250         | Final Score (A – H) | 11 – 0 |
| Away Team | South Australia Sharks      |          |               | Home Team | Victoria Thunder |                     |        |
| Officials | Remi VEILLEUX & Olivia BOYD |          |               |           |                  |                     |        |

[illegible]

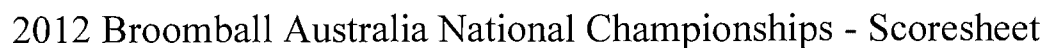
Pos = Position. G = Goals. A = Assists. PIM = Penalties in Minutes (Time).

| Goals |   |       |      |        |               | Penalties |      |      |        |            |      |
|-------|---|-------|------|--------|---------------|-----------|------|------|--------|------------|------|
| #     | P | Time  | Team | Scorer | Assists       | P         | Time | Team | Player | Offence    | PIM  |
| 1     | 1 | 13:00 | SA   | 33     | 75            | 2         | 0:48 | SA   | 47     | High Stick | 2:00 |
| 2     | 1 | 11:10 | SA   | 28     | 99            |           |      |      |        |            |      |
| 3     | 1 | 7:05  | SA   | 75     | 33            |           |      |      |        |            |      |
| 4     | 1 | 6:18  | SA   | 33     | —             |           |      |      |        |            |      |
| 5     | 1 | 2:42  | SA   | 47     | 33            |           |      |      |        |            |      |
| 6     | 2 | 13:59 | SA   | 33     | <del>24</del> |           |      |      |        |            |      |
| 7     | 2 | 10:38 | SA   | 33     | —             |           |      |      |        |            |      |
| 8     | 2 | 6:45  | SA   | 33     | —             |           |      |      |        |            |      |
| 9     | 2 | 5:33  | SA   | 99     | 33            |           |      |      |        |            |      |
| 10    | 2 | 4:56  | SA   | 28     | —             |           |      |      |        |            |      |
| 11    | 2 | 1:45  | SA   | 28     | 75            |           |      |      |        |            |      |
| 12    |   |       |      |        |               |           |      |      |        |            |      |

P = Period. PIM = Penalty in Minutes (e.g. 2 = Minor, 5 = Major, etc.)

| Score By Period |   |   |    |       | Goaltender Statistics |   |      |       |       |
|-----------------|---|---|----|-------|-----------------------|---|------|-------|-------|
| Team            | 1 | 2 | OT | Total | Team                  | # | Time | Shots | Saves |
| SA              | 5 | 6 |    | 11    |                       |   |      |       |       |
| VIC             | 0 | 0 |    | 0     |                       |   |      |       |       |

|                    |  |            |  |
|--------------------|--|------------|--|
| Home Captain/Coach |  | Official 1 |  |
| Away Captain/Coach |  | Official 2 |  |



Pos = Position. G = Goals. A = Assists. PIM = Penalties in Minutes (Time).

P = Period. PIM = Penalty in Minutes (e.g. 2 = Minor, 5 = Major, etc.)

|                           |  |                   |  |
|---------------------------|--|-------------------|--|
| <b>Home Captain/Coach</b> |  | <b>Official 1</b> |  |
| <b>Away Captain/Coach</b> |  | <b>Official 2</b> |  |





## 2012 Broomball Australia National Championships - Scoresheet

|                |                           |          |             |       |           |                     |     |
|----------------|---------------------------|----------|-------------|-------|-----------|---------------------|-----|
| Event Rollback |                           |          |             |       |           |                     |     |
| Game #         | 9                         | Division | Men's Elite | Dt/Tm | Wed 1400  | Final Score (A – H) | 5-0 |
| Away Team      | NSW Sliders               |          |             |       | Home Team | Victoria Thunder    |     |
| Officials      | Cory SKILTON & Doug NIXON |          |             |       |           |                     |     |

| Away Team: NSW |     |                    |    |   |     | Home Team: VIC |     |                          |   |   |     |
|----------------|-----|--------------------|----|---|-----|----------------|-----|--------------------------|---|---|-----|
| #              | Pos | Name               | G  | A | PIM | #              | Pos | Name                     | G | A | PIM |
| 2              | C   | Andrew CHAPMAN [C] |    |   |     | 10             | F   | Tristan-Scott KHONG (AC) |   |   |     |
| 11             | D   | Jeff FERRERA       | 1  |   |     | 18             | G   | Carl SARELIUS ✓          |   |   |     |
| 14             | D   | Matt HELLYER       |    | 1 |     | 24             | F   | Chris HODSON ✓           |   |   |     |
| 24             | F   | Jarad FERRERA      | 1  | 1 |     | 32             | C   | Adam PEGG (AC) ✓         |   |   | 11  |
| 27             | F   | Tim ROFFEY (AC)    | 11 |   |     | 44             | D   | Mark CAROSELLI ✗         |   |   |     |
| 37             | F   | Brett ACKLING      |    | 1 |     | 56             | F   | Luca KUMPIES ✗           |   |   |     |
| 41             | C   | Zac LAW (AC)       | 1  |   |     | 78             | F   | Chris VERGOS ✓           |   |   |     |
| 57             | F   | Mark FERRERA       |    | 1 |     | 85             | D   | Eder RAMOS ✗             |   |   |     |
| 74             | D   | Daniel PATERSON    |    |   |     | 88             | D   | Daniel PAYNE [C] ✓       |   |   |     |
| 90             | D   | Craig SADLER       |    |   |     | 91             | F   | Cameron VEAL ✓           |   |   | 11  |
| 95             | G   | Ben IRMISCH        |    |   |     | 33             |     | STEVE KENNEDY ✓          |   |   |     |
| 96             | F   | Kevin CHEN         |    |   |     | 27             |     | LEIGHT HENDERSON         |   |   |     |
|                |     |                    |    |   |     | 41             |     | Brod Watson              |   |   |     |
|                |     |                    |    |   |     | 78             |     | Chris Vergos             |   |   | 11  |

Pos = Position. G = Goals. A = Assists. PIM = Penalties in Minutes (Time).

| Goals |   |       |      |        |         | Penalties |       |      |        |            |     |
|-------|---|-------|------|--------|---------|-----------|-------|------|--------|------------|-----|
| #     | P | Time  | Team | Scorer | Assists | P         | Time  | Team | Player | Offence    | PIM |
| 1     | 1 | 11:57 | NSW  | 27     | 57/14   | 1         | 7:57  | VIC  | 78     | High       | 11  |
| 2     | 1 | 12:33 | NSW  | 27     | 24      | 1         | 12:43 | VIC  | 91     | sliding    | 11  |
| 3     | 2 | 12:13 | NSW  | 41     |         | 2         | 14:51 | VIC  | 32     | High Stick | 11  |
| 4     | 2 | 2:47  | NSW  | 24     | 37      | 2         | 9:09  | VIC  | 27     | Boarding   | 11  |
| 5     | 2 | 0:46  | NSW  | 11     |         |           |       |      |        |            |     |
| 6     |   |       |      |        |         |           |       |      |        |            |     |
| 7     |   |       |      |        |         |           |       |      |        |            |     |
| 8     |   |       |      |        |         |           |       |      |        |            |     |
| 9     |   |       |      |        |         |           |       |      |        |            |     |
| 10    |   |       |      |        |         |           |       |      |        |            |     |
| 11    |   |       |      |        |         |           |       |      |        |            |     |
| 12    |   |       |      |        |         |           |       |      |        |            |     |

P = Period. PIM = Penalty in Minutes (e.g. 2 = Minor, 5 = Major, etc.)

| Score By Period |   |   |    |       | Goaltender Statistics |   |      |       |       |
|-----------------|---|---|----|-------|-----------------------|---|------|-------|-------|
| Team            | 1 | 2 | OT | Total | Team                  | # | Time | Shots | Saves |
| NSW             | 2 | 3 |    | 5     |                       |   |      |       |       |
| VIC             | 0 | 0 |    | 0     |                       |   |      |       |       |

|                    |  |            |  |
|--------------------|--|------------|--|
| Home Captain/Coach |  | Official 1 |  |
| Away Captain/Coach |  | Official 2 |  |



# 2012 Broomball Australia National Championships - Scoresheet

|           |                           |          |             |       |           |                     |       |
|-----------|---------------------------|----------|-------------|-------|-----------|---------------------|-------|
| Game #    | 10                        | Division | Men's Elite | Dt/Tm | Wed 1440  | Final Score (A – H) | { – 0 |
| Away Team | QLD Cyclones              |          |             |       | Home Team | NSW Sliders         |       |
| Officials | Cory SKILTON & Doug NIXON |          |             |       |           |                     |       |

| Away Team: QLD |     |                    |   |   |     | Home Team: NSW |     |                    |   |   |     |
|----------------|-----|--------------------|---|---|-----|----------------|-----|--------------------|---|---|-----|
| #              | Pos | Name               | G | A | PIM | #              | Pos | Name               | G | A | PIM |
| 1              | F   | Dominic AUTERI     |   |   |     | 60             | C   | Saxon HOOPER (C)   |   |   |     |
| 5              | F   | Mark McLENNAN (AC) |   |   | 11  | 1              | D   | Dane HANSEN        |   |   |     |
| 15             | D   | Wade WRIGHT        |   |   |     | 7              | C   | Tim BROWN (AC)     |   |   |     |
| 20             | C   | Donald NORDIN (AC) |   |   |     | 49             | G   | James KRISTOF      |   |   |     |
| 21             | D   | Adam AUTERI        |   |   |     | 50             | F   | Marc KUIPERS       |   |   | 11  |
| 42             | G   | Peter FRISKEN      |   |   |     | 54             | F   | Andrew CAUSBY      |   |   |     |
| 44             | D   | Robert LUCO        |   |   |     | 64             | F   | Jason WHEELER      |   |   |     |
| 47             | F   | Dan HAYDON         |   | 1 |     | 68             | F   | Luke SIMMONDS      |   |   | 11  |
| 55             | F   | Andrew FAZEL       | 1 |   |     | 77             | C   | Peter YABSLEY (AC) |   |   |     |
| 73             | C   | Rohan GOLDING (C)  |   |   |     | 87             | D   | Sam BOER           |   |   |     |
| 74             | F   | Julian LUCO        |   |   | 11  | 83             | F   | Louis SULTANA      |   |   |     |
|                |     |                    |   |   |     | 86             | D   | Damian COLYER      |   |   |     |
|                |     |                    |   |   |     | 92             | D   | Dominic COLYER     |   |   |     |

Pos = Position. G = Goals. A = Assists. PIM = Penalties in Minutes (Time).

| Goals |   |      |      |        |         | Penalties |       |      |        |          |     |
|-------|---|------|------|--------|---------|-----------|-------|------|--------|----------|-----|
| #     | P | Time | Team | Scorer | Assists | P         | Time  | Team | Player | Offence  | PIM |
| 1     | 2 | 7:28 | QLD  | 55     | 47      | 1         | 7:28  | NSW  | 68     | Tripping | 11  |
| 2     |   |      |      |        |         | 1         | 1:36  | QLD  | 5      | Roughing | 11  |
| 3     |   |      |      |        |         | 2         | 10:46 | NSW  | 50     | Tripping | 11  |
| 4     |   |      |      |        |         | 2         | 6:15  | QLD  | 74     | Charging | 11  |
| 5     |   |      |      |        |         |           |       |      |        |          |     |
| 6     |   |      |      |        |         |           |       |      |        |          |     |
| 7     |   |      |      |        |         |           |       |      |        |          |     |
| 8     |   |      |      |        |         |           |       |      |        |          |     |
| 9     |   |      |      |        |         |           |       |      |        |          |     |
| 10    |   |      |      |        |         |           |       |      |        |          |     |
| 11    |   |      |      |        |         |           |       |      |        |          |     |
| 12    |   |      |      |        |         |           |       |      |        |          |     |

P = Period. PIM = Penalty in Minutes (e.g. 2 = Minor, 5 = Major, etc.)

| Score By Period |   |   |    |       | Goaltender Statistics |   |      |       |       |
|-----------------|---|---|----|-------|-----------------------|---|------|-------|-------|
| Team            | 1 | 2 | OT | Total | Team                  | # | Time | Shots | Saves |
| QLD             | 0 | 1 |    | 1     |                       |   |      |       |       |
| NSW             | 0 | 0 |    | 0     |                       |   |      |       |       |

|                    |  |            |  |
|--------------------|--|------------|--|
| Home Captain/Coach |  | Official 1 |  |
| Away Captain/Coach |  | Official 2 |  |

## 2012 Broomball Australia National Championships - Scoresheet

|           |                              |          |               |       |           |                     |       |
|-----------|------------------------------|----------|---------------|-------|-----------|---------------------|-------|
| Game #    | 11                           | Division | Women's Elite | Dt/Tm | Wed 1520  | Final Score (A – H) | 2 - 0 |
| Away Team | NSW Sliders                  |          |               |       | Home Team | Victoria Thunder    |       |
| Officials | Alan JABS & Heather VEILLEUX |          |               |       |           |                     |       |

[illegible]

Pos = Position, G = Goals, A = Assists, PIM = Penalties in Minutes (Time).

[illegible]

P = Period. PIM = Penalty in Minutes (e.g. 2 = Minor, 5 = Major, etc.)

| Score By Period |   |   |    |       | Goaltender Statistics |   |      |       |       |
|-----------------|---|---|----|-------|-----------------------|---|------|-------|-------|
| Team            | 1 | 2 | OT | Total | Team                  | # | Time | Shots | Saves |
| NSW             | 1 | 1 |    | 2     |                       |   |      |       |       |
| VIC             | 0 | 0 |    | 0     |                       |   |      |       |       |

|                    |  |            |  |
|--------------------|--|------------|--|
| Home Captain/Coach |  | Official 1 |  |
| Away Captain/Coach |  | Official 2 |  |



# 2012 Broomball Australia National Championships - Scoresheet

|           |                            |          |             |       |           |                     |     |
|-----------|----------------------------|----------|-------------|-------|-----------|---------------------|-----|
| Game #    | 12                         | Division | Men's Elite | Dt/Tm | Thu 0030  | Final Score (A – H) | 5-0 |
| Away Team | ACT Flames                 |          |             |       | Home Team | VIC Thunder         |     |
| Officials | Doug NIXON & Remi VEILLEUX |          |             |       |           |                     |     |

| Away Team: ACT |     |                     |   |   |     | Home Team: VIC |     |                     |   |   |     |
|----------------|-----|---------------------|---|---|-----|----------------|-----|---------------------|---|---|-----|
| #              | Pos | Name                | G | A | PIM | #              | Pos | Name                | G | A | PIM |
| 1              | F   | Shane MARTIN (C)    |   |   |     | 1              | C   | Clinton GENTLE (AC) |   |   |     |
| 15             | C   | Bryce MARSHALL (AC) |   |   |     | 04             | D   | Tony ESPOSITO       |   |   |     |
| 34             | D   | Chris LUCAS         |   |   |     | 15             | F   | Brendan PARSONS     |   |   |     |
| 38             | F   | Tynan WHIGHT        |   |   |     | 16             | C   | Cory SKILTON (C)    |   |   |     |
| 21             | G   | Robert WHEELWRIGHT  |   |   |     | 27             | G   | Leigh HENDERSON     |   |   |     |
| 64             | G   | Ben IRMISCH         |   |   |     | 30             | D   | Gilles FORGET       |   |   |     |
| 53             | D   | Scott WALKER (AC)   |   |   |     | 32             | F   | Adam PEGG           |   |   |     |
|                |     |                     |   |   |     | 33             | D   | Steve KENNEDY       |   |   |     |
|                |     |                     |   |   |     | 37             | D   | Wayne McBRIDE (AC)  |   |   |     |
|                |     |                     |   |   |     | 41             | D   | Brad WATSON         |   |   |     |
|                |     |                     |   |   |     | 50             | D   | Brian KORSMAN       |   |   |     |
|                |     |                     |   |   |     | 99             | F   | Kevin FORGET        |   |   |     |

Pos = Position. G = Goals. A = Assists. PIM = Penalties in Minutes (Time).

| Goals |   |       |      |        |         |    | Penalties |      |      |        |            |     |
|-------|---|-------|------|--------|---------|----|-----------|------|------|--------|------------|-----|
| #     | P | Time  | Team | Scorer | Assists |    | P         | Time | Team | Player | Offence    | PIM |
| 1     | 1 | 13:51 | ACT  | 15     | 53      |    | 1         | 4:56 | VIC  | 50     | Charging   | 11  |
| 2     | 1 | 10:14 | ACT  | 15     | 1       |    | 1         | 0:06 | VIC  | 37     | High Stick | 11  |
| 3     | 1 | 9:24  | ACT  | 1      | 53      | 34 | 2         | 4:17 | ACT  | 53     | Tripping   | 11  |
| 4     | 1 | 8:06  | ACT  | 15     | 1       |    |           |      |      |        |            |     |
| 5     | 2 | 7:27  | ACT  | 38     | 15      |    |           |      |      |        |            |     |
| 6     |   |       |      |        |         |    |           |      |      |        |            |     |
| 7     |   |       |      |        |         |    |           |      |      |        |            |     |
| 8     |   |       |      |        |         |    |           |      |      |        |            |     |
| 9     |   |       |      |        |         |    |           |      |      |        |            |     |
| 10    |   |       |      |        |         |    |           |      |      |        |            |     |
| 11    |   |       |      |        |         |    |           |      |      |        |            |     |
| 12    |   |       |      |        |         |    |           |      |      |        |            |     |

P = Period. PIM = Penalty in Minutes (e.g. 2 = Minor, 5 = Major, etc.)

| Score By Period |   |   |    |       | Goaltender Statistics |   |      |       |       |
|-----------------|---|---|----|-------|-----------------------|---|------|-------|-------|
| Team            | 1 | 2 | OT | Total | Team                  | # | Time | Shots | Saves |
| ACT             | 4 | 1 |    | 5     |                       |   |      |       |       |
| VIC             | 0 | 0 |    | 0     |                       |   |      |       |       |

|                    |  |            |  |
|--------------------|--|------------|--|
| Home Captain/Coach |  | Official 1 |  |
| Away Captain/Coach |  | Official 2 |  |

## 2012 Broomball Australia National Championships - Scoresheet

|           |                            |          |                    |       |           |                     |       |
|-----------|----------------------------|----------|--------------------|-------|-----------|---------------------|-------|
| Game #    | 13                         | Division | Men's Intermediate | Dt/Tm | Thu 0110  | Final Score (A – H) | 3 – 0 |
| Away Team | SA Sharks                  |          |                    |       | Home Team | VIC Thunder         |       |
| Officials | Doug NIXON & Remi VEILLEUX |          |                    |       |           |                     |       |

[illegible]

Pos = Position. G = Goals. A = Assists. PIM = Penalties in Minutes (Time).

| Goals |   |       |      |        |         |  | Penalties |       |      |        |            |     |
|-------|---|-------|------|--------|---------|--|-----------|-------|------|--------|------------|-----|
| #     | P | Time  | Team | Scorer | Assists |  | P         | Time  | Team | Player | Offence    | PIM |
| 1     | 2 | 16:33 | SA   | 17     | 86      |  | 1         | 15:17 | SA   | 17     | High Stick | 11  |
| 2     | 2 | 0:50  | SA   | 21     | 5       |  | 1         | 12:27 | VIC  | 78     | High Stick | 11  |
| 3     | 2 | 0:13  | SA   | 5      |         |  |           |       |      |        |            |     |
| 4     |   |       |      |        |         |  |           |       |      |        |            |     |
| 5     |   |       |      |        |         |  |           |       |      |        |            |     |
| 6     |   |       |      |        |         |  |           |       |      |        |            |     |
| 7     |   |       |      |        |         |  |           |       |      |        |            |     |
| 8     |   |       |      |        |         |  |           |       |      |        |            |     |
| 9     |   |       |      |        |         |  |           |       |      |        |            |     |
| 10    |   |       |      |        |         |  |           |       |      |        |            |     |
| 11    |   |       |      |        |         |  |           |       |      |        |            |     |
| 12    |   |       |      |        |         |  |           |       |      |        |            |     |

P = Period. PIM = Penalty in Minutes (e.g. 2 = Minor, 5 = Major, etc.)

| Score By Period |   |   |    |       | Goaltender Statistics |   |      |       |       |
|-----------------|---|---|----|-------|-----------------------|---|------|-------|-------|
| Team            | 1 | 2 | OT | Total | Team                  | # | Time | Shots | Saves |
| SA              | 0 | 3 |    | 3     |                       |   |      |       |       |
| VIC             | 0 | 0 |    | 0     |                       |   |      |       |       |

|                    |  |            |  |
|--------------------|--|------------|--|
| Home Captain/Coach |  | Official 1 |  |
| Away Captain/Coach |  | Official 2 |  |

## 2012 Broomball Australia National Championships - Scoresheet

|           |                               |          |                    |           |              |                     |       |
|-----------|-------------------------------|----------|--------------------|-----------|--------------|---------------------|-------|
| Game #    | 14                            | Division | Men's Intermediate | Dt/Tm     | Thu 0150     | Final Score (A – H) | 0 – 0 |
| Away Team | NSW Sliders                   |          |                    | Home Team | QLD Cyclones |                     |       |
| Officials | Cory Skilton & Bryce Marshall |          |                    |           |              |                     |       |

| Away Team: NSW |     |                    |   |   |     | Home Team: QLD |     |                       |   |   |     |
|----------------|-----|--------------------|---|---|-----|----------------|-----|-----------------------|---|---|-----|
| #              | Pos | Name               | G | A | PIM | #              | Pos | Name                  | G | A | PIM |
| 2              | C   | Andrew CHAPMAN [C] |   |   |     | 30             | D   | Tom CAREY             |   |   |     |
| 11             | D   | Jeff FERRERA       |   |   |     | 34             | C   | Grant WASHINGTON [C]  |   |   |     |
| 14             | D   | Matt HELLYER       |   |   |     | 41             | D   | Robert GOODWILL       |   |   |     |
| 24             | F   | Jarad FERRERA      |   |   |     | 44             | G   | Robert LUCO           |   |   |     |
| 27             | F   | Tim ROFFEY (AC)    |   |   |     | 73             | F   | Cale GOLDING (AC)     |   |   |     |
| 37             | F   | Brett ACKLING      |   |   |     | 90             | F   | Nathan DICKINSON (AC) |   |   |     |
| 41             | C   | Zac LAW (AC)       |   |   |     |                | F   | Trent ALLEN           |   |   |     |
| 57             | F   | Mark FERRERA       |   |   |     |                | D   | Remi VEILLEUX         |   |   |     |
| 74             | D   | Daniel PATERSON    |   |   |     |                |     |                       |   |   |     |
| 90             | D   | Craig SADLER       |   |   |     |                |     |                       |   |   |     |
| 95             | G   | Ben IRMISCH        |   |   |     |                |     |                       |   |   |     |
| 96             | F   | Kevin CHEN         |   |   |     |                |     |                       |   |   |     |
|                |     |                    |   |   |     |                |     |                       |   |   |     |
|                |     |                    |   |   |     |                |     |                       |   |   |     |
|                |     |                    |   |   |     |                |     |                       |   |   |     |
|                |     |                    |   |   |     |                |     |                       |   |   |     |

Pos = Position. G = Goals. A = Assists. PIM = Penalties in Minutes (Time).

| Goals |   |      |      |        |         |  | Penalties |      |      |        |              |     |
|-------|---|------|------|--------|---------|--|-----------|------|------|--------|--------------|-----|
| #     | P | Time | Team | Scorer | Assists |  | P         | Time | Team | Player | Offence      | PIM |
| 1     |   |      |      |        |         |  | 1         | 1:14 | NSW  | 11     | Tripping     | 11  |
| 2     |   |      |      |        |         |  | 2         | 1:38 | NSW  | 2      | Interference | 11  |
| 3     |   |      |      |        |         |  |           |      |      |        |              |     |
| 4     |   |      |      |        |         |  |           |      |      |        |              |     |
| 5     |   |      |      |        |         |  |           |      |      |        |              |     |
| 6     |   |      |      |        |         |  |           |      |      |        |              |     |
| 7     |   |      |      |        |         |  |           |      |      |        |              |     |
| 8     |   |      |      |        |         |  |           |      |      |        |              |     |
| 9     |   |      |      |        |         |  |           |      |      |        |              |     |
| 10    |   |      |      |        |         |  |           |      |      |        |              |     |
| 11    |   |      |      |        |         |  |           |      |      |        |              |     |
| 12    |   |      |      |        |         |  |           |      |      |        |              |     |

P = Period. PIM = Penalty in Minutes (e.g. 2 = Minor, 5 = Major, etc.)

| Score By Period |   |   |    |       | Goaltender Statistics |   |      |       |       |
|-----------------|---|---|----|-------|-----------------------|---|------|-------|-------|
| Team            | 1 | 2 | OT | Total | Team                  | # | Time | Shots | Saves |
| NSW             | 0 | 0 |    | 0     |                       |   |      |       |       |
| QLD             | 0 | 0 |    | 0     |                       |   |      |       |       |

|                    |  |            |  |
|--------------------|--|------------|--|
| Home Captain/Coach |  | Official 1 |  |
| Away Captain/Coach |  | Official 2 |  |



## 2012 Broomball Australia National Championships - Scoresheet

|           |                          |          |               |           |             |                     |     |
|-----------|--------------------------|----------|---------------|-----------|-------------|---------------------|-----|
| Game #    | 15                       | Division | Women's Elite | Dt/Tm     | Thu 0230    | Final Score (A – H) | 2-0 |
| Away Team | NSW Sliders              |          |               | Home Team | ACT Phoenix |                     |     |
| Officials | Cory Skilton & Alan Jabs |          |               |           |             |                     |     |

[illegible]

Pos = Position. G = Goals. A = Assists. PIM = Penalties in Minutes (Time).

| Goals |   |       |      |        |         |    | Penalties |      |      |        |         |     |
|-------|---|-------|------|--------|---------|----|-----------|------|------|--------|---------|-----|
| #     | P | Time  | Team | Scorer | Assists |    | P         | Time | Team | Player | Offence | PIM |
| 1     | 1 | 14.05 | NSW  | 44     | 16      | 17 |           |      |      |        |         |     |
| 2     | 1 | 12.33 | NSW  | 8      | 23      |    |           |      |      |        |         |     |
| 3     |   |       |      |        |         |    |           |      |      |        |         |     |
| 4     |   |       |      |        |         |    |           |      |      |        |         |     |
| 5     |   |       |      |        |         |    |           |      |      |        |         |     |
| 6     |   |       |      |        |         |    |           |      |      |        |         |     |
| 7     |   |       |      |        |         |    |           |      |      |        |         |     |
| 8     |   |       |      |        |         |    |           |      |      |        |         |     |
| 9     |   |       |      |        |         |    |           |      |      |        |         |     |
| 10    |   |       |      |        |         |    |           |      |      |        |         |     |
| 11    |   |       |      |        |         |    |           |      |      |        |         |     |
| 12    |   |       |      |        |         |    |           |      |      |        |         |     |

P = Period. PIM = Penalty in Minutes (e.g. 2 = Minor, 5 = Major, etc.)

| Score By Period |   |   |    |       | Goaltender Statistics |   |      |       |       |
|-----------------|---|---|----|-------|-----------------------|---|------|-------|-------|
| Team            | 1 | 2 | OT | Total | Team                  | # | Time | Shots | Saves |
| NSW             | 2 | 0 |    | 2     |                       |   |      |       |       |
| ACT             | 0 | 0 |    | 0     |                       |   |      |       |       |

|                           |  |                   |  |
|---------------------------|--|-------------------|--|
| <b>Home Captain/Coach</b> |  | <b>Official 1</b> |  |
| <b>Away Captain/Coach</b> |  | <b>Official 2</b> |  |

## 2012 Broomball Australia National Championships - Scoresheet

|           |                          |          |               |           |              |                     |     |
|-----------|--------------------------|----------|---------------|-----------|--------------|---------------------|-----|
| Game #    | 16                       | Division | Women's Elite | Dt/Tm     | Thu 0305     | Final Score (A – H) | 3-0 |
| Away Team | SA Sharks                |          |               | Home Team | QLD Cyclones |                     |     |
| Officials | Cory Skilton & Alan Jabs |          |               |           |              |                     |     |

[illegible]

Pos = Position. G = Goals. A = Assists. PIM = Penalties in Minutes (Time).

[illegible]

P = Period. PIM = Penalty in Minutes (e.g. 2 = Minor, 5 = Major, etc.)

| Score By Period |   |   |    |       | Goaltender Statistics |   |      |       |       |
|-----------------|---|---|----|-------|-----------------------|---|------|-------|-------|
| Team            | 1 | 2 | OT | Total | Team                  | # | Time | Shots | Saves |
| SA              | 1 | 2 |    | 3     |                       |   |      |       |       |
| QID             | 0 | 0 |    | 0     |                       |   |      |       |       |

|                    |  |            |  |
|--------------------|--|------------|--|
| Home Captain/Coach |  | Official 1 |  |
| Away Captain/Coach |  | Official 2 |  |

## 2012 Broomball Australia National Championships - Scoresheet

|           |                                |          |                    |           |           |                     |   |
|-----------|--------------------------------|----------|--------------------|-----------|-----------|---------------------|---|
| Game #    | 17                             | Division | Men's Intermediate | Dt/Tm     | Thu 0340  | Final Score (A – H) | – |
| Away Team | QLD Cyclones                   |          |                    | Home Team | SA Sharks |                     |   |
| Officials | Bryce Marshall & Donald Nordin |          |                    |           |           |                     |   |

| Away Team: QLD |     |                       |   |   |     | Home Team: SA |     |                    |   |   |     |
|----------------|-----|-----------------------|---|---|-----|---------------|-----|--------------------|---|---|-----|
| #              | Pos | Name                  | G | A | PIM | #             | Pos | Name               | G | A | PIM |
| 30             | D   | Tom CAREY             |   |   |     | 2             | F   | Marty WELLS        |   |   |     |
| 34             | C   | Grant WASHINGTON [C]  |   |   |     | 13            | G   | Andrew MASSON      |   |   |     |
| 41             | D   | Robert GOODWILL       |   |   |     | 16            | D   | Simon DAWSON       |   |   |     |
| 44             | G   | Robert LUCO           |   |   |     | 17            | F   | Harry PERKS        |   |   |     |
| 73             | F   | Cale GOLDING (AC)     |   |   |     | 18            | D   | Jackson RENSCHAW   |   |   |     |
| 90             | F   | Nathan DICKINSON (AC) |   |   |     | 21            | F   | Robert WHEELWRIGHT |   |   |     |
| 7              | F   | Trent ALLEN           |   |   |     | 31            | G   | Casper FERTIER     |   |   |     |
| 47             | D   | Remi VEILLEUX         |   |   |     | 55            | D   | Tom STEVENS        |   |   |     |
|                |     |                       |   |   |     | 86            | F   | Brendon NEWCOMBE   |   |   |     |
|                |     |                       |   |   |     |               |     |                    |   |   |     |
|                |     |                       |   |   |     |               |     |                    |   |   |     |
|                |     |                       |   |   |     |               |     |                    |   |   |     |
|                |     |                       |   |   |     |               |     |                    |   |   |     |
|                |     |                       |   |   |     |               |     |                    |   |   |     |
|                |     |                       |   |   |     |               |     |                    |   |   |     |
|                |     |                       |   |   |     |               |     |                    |   |   |     |
|                |     |                       |   |   |     |               |     |                    |   |   |     |
|                |     |                       |   |   |     |               |     |                    |   |   |     |

Pos = Position. G = Goals. A = Assists. PIM = Penalties in Minutes (Time).

| Goals |   |       |      |        |         |  | Penalties |       |      |        |                   |     |
|-------|---|-------|------|--------|---------|--|-----------|-------|------|--------|-------------------|-----|
| #     | P | Time  | Team | Scorer | Assists |  | P         | Time  | Team | Player | Offence           | PIM |
| 1     | 2 | 11:52 | QLD  | 34     | 30      |  | 1         | 11:49 | SA   | 16     | Tripping          | 11  |
| 2     | 2 | 3:28  | SA   | 5      | 16      |  | 2         | 15:54 | SA   | 18     | Illegal Equipment | 11  |
| 3     |   |       |      |        |         |  | 2         | 13:51 | SA   | 21     | High Stick        | 11  |
| 4     |   |       |      |        |         |  | 2         | 1:20  | QLD  | 7      | Tripping          | 11  |
| 5     |   |       |      |        |         |  |           |       |      |        |                   |     |
| 6     |   |       |      |        |         |  |           |       |      |        |                   |     |
| 7     |   |       |      |        |         |  |           |       |      |        |                   |     |
| 8     |   |       |      |        |         |  |           |       |      |        |                   |     |
| 9     |   |       |      |        |         |  |           |       |      |        |                   |     |
| 10    |   |       |      |        |         |  |           |       |      |        |                   |     |
| 11    |   |       |      |        |         |  |           |       |      |        |                   |     |
| 12    |   |       |      |        |         |  |           |       |      |        |                   |     |

P = Period. PIM = Penalty in Minutes (e.g. 2 = Minor, 5 = Major, etc.)

| Score By Period |   |   |    |       | Goaltender Statistics |   |      |       |       |
|-----------------|---|---|----|-------|-----------------------|---|------|-------|-------|
| Team            | 1 | 2 | OT | Total | Team                  | # | Time | Shots | Saves |
| QLD             | 0 | 1 |    | 1     |                       |   |      |       |       |
| SA              | 0 | 1 |    | 1     |                       |   |      |       |       |

|                    |  |            |  |
|--------------------|--|------------|--|
| Home Captain/Coach |  | Official 1 |  |
| Away Captain/Coach |  | Official 2 |  |



# 2012 Broomball Australia National Championships - Scoresheet

|           |                        |          |             |       |           |                     |       |
|-----------|------------------------|----------|-------------|-------|-----------|---------------------|-------|
| Game #    | 18                     | Division | Men's Elite | Dt/Tm | Thu 0420  | Final Score (A – H) | 4 – 0 |
| Away Team | NSW Sliders            |          |             |       | Home Team | VIC Thunder         |       |
| Officials | Alan Jabs & Doug Nixon |          |             |       |           |                     |       |

| Away Team: NSW |     |                    |   |   |     | Home Team: VIC |     |                     |   |   |     |
|----------------|-----|--------------------|---|---|-----|----------------|-----|---------------------|---|---|-----|
| #              | Pos | Name               | G | A | PIM | #              | Pos | Name                | G | A | PIM |
| 60             | C   | Saxon HOOPER (C)   |   |   |     | 1              | C   | Clinton GENTLE (AC) |   |   |     |
| 1              | D   | Dane HANSEN        |   |   |     | 04             | D   | Tony ESPOSITO       |   |   |     |
| 7              | C   | Tim BROWN (AC)     |   |   |     | 15             | F   | Brendan PARSONS     |   |   |     |
| 49             | G   | James KRISTOF      |   |   |     | 16             | C   | Cory SKILTON (C)    |   |   |     |
| 50             | F   | Marc KUIPERS       |   |   |     | 27             | G   | Leigh HENDERSON     |   |   |     |
| 54             | F   | Andrew CAUSBY      |   |   |     | 30             | D   | Gilles FORGET       |   |   |     |
| 64             | F   | Jason WHEELER      |   |   |     | 32             | F   | Adam PEGG           |   |   |     |
| 68             | F   | Luke SIMMONDS      |   |   |     | 33             | D   | Steve KENNEDY       |   |   |     |
| 77             | C   | Peter YABSLEY (AC) |   | X |     | 37             | D   | Wayne McBRIDE (AC)  |   |   |     |
| 87             | D   | Sam BOER           |   |   |     | 41             | D   | Brad WATSON         |   |   |     |
| 83             | F   | Louis SULTANA      |   |   |     | 50             | D   | Brian KORSMAN       |   |   |     |
| 86             | D   | Damian COLYER      |   |   |     | 905            | F   | Kevin FORGET        |   |   | ### |
| 92             | D   | Dominic COLYER     |   |   |     | 0              |     | Mark Caroselli      |   |   |     |
|                |     |                    |   |   |     | 78             |     | Chris Verges        |   |   |     |
|                |     |                    |   |   |     |                |     |                     |   |   |     |
|                |     |                    |   |   |     |                |     |                     |   |   |     |
|                |     |                    |   |   |     |                |     |                     |   |   |     |

Pos = Position. G = Goals. A = Assists. PIM = Penalties in Minutes (Time).

| Goals |   |       |      |        |         | Penalties |      |      |        |         |     |
|-------|---|-------|------|--------|---------|-----------|------|------|--------|---------|-----|
| #     | P | Time  | Team | Scorer | Assists | P         | Time | Team | Player | Offence | PIM |
| 1     | 1 | 4:06  | NSW  | 92     | 64 86   | 2         | 4:02 | VIC  | 95     | Pushing | ### |
| 2     | 2 | 10:09 | NSW  | 68     | 77      |           |      |      |        |         |     |
| 3     | 2 | 2:26  | NSW  | 60     | 7 87    |           |      |      |        |         |     |
| 4     | 2 | 0:33  | NSW  | 77     | 60      |           |      |      |        |         |     |
| 5     |   |       |      |        |         |           |      |      |        |         |     |
| 6     |   |       |      |        |         |           |      |      |        |         |     |
| 7     |   |       |      |        |         |           |      |      |        |         |     |
| 8     |   |       |      |        |         |           |      |      |        |         |     |
| 9     |   |       |      |        |         |           |      |      |        |         |     |
| 10    |   |       |      |        |         |           |      |      |        |         |     |
| 11    |   |       |      |        |         |           |      |      |        |         |     |
| 12    |   |       |      |        |         |           |      |      |        |         |     |

P = Period. PIM = Penalty in Minutes (e.g. 2 = Minor, 5 = Major, etc.)

| Score By Period |   |   |    |       | Goaltender Statistics |   |      |       |       |
|-----------------|---|---|----|-------|-----------------------|---|------|-------|-------|
| Team            | 1 | 2 | OT | Total | Team                  | # | Time | Shots | Saves |
| NSW             | 1 | 3 |    | 4     |                       |   |      |       |       |
| VIC             | 0 | 0 |    | 0     |                       |   |      |       |       |

|                    |  |            |  |
|--------------------|--|------------|--|
| Home Captain/Coach |  | Official 1 |  |
| Away Captain/Coach |  | Official 2 |  |

## 2012 Broomball Australia National Championships - Scoresheet

|           |                            |          |             |           |           |                     |   |
|-----------|----------------------------|----------|-------------|-----------|-----------|---------------------|---|
| Game #    | 19                         | Division | Men's Elite | Dt/Tm     | Thu 0500  | Final Score (A – H) | – |
| Away Team | QLD Cyclones               |          |             | Home Team | SA Sharks |                     |   |
| Officials | Alan Jabs & Bryce Marshall |          |             |           |           |                     |   |

| Away Team: QLD |     |                    |   |   |     | Home Team: SA |     |                  |   |   |     |
|----------------|-----|--------------------|---|---|-----|---------------|-----|------------------|---|---|-----|
| #              | Pos | Name               | G | A | PIM | #             | Pos | Name             | G | A | PIM |
| 1              | F   | Dominic AUTERI     |   |   |     | 4             | F   | Matt PRYOR       |   |   |     |
| 5              | F   | Mark McLENNAN (AC) |   |   |     | 8             | F   | Kim SHAPLEY      |   |   |     |
| 15             | D   | Wade WRIGHT        |   |   |     | 13            | F   | Andrew MASSON    |   | 1 |     |
| 20             | C   | Donald NORDIN (AC) |   |   | 11  | 23            | D   | Craig BARRETT    |   |   |     |
| 24             | D   | Adam AUTERI        |   | 1 |     | 31            | D   | Casper FERTIER   |   |   |     |
| 42             | G   | Peter FRISKEN      |   |   |     | 32            | F   | Luca OBBIETTIVO  |   |   |     |
| 44             | D   | Robert LUCO        |   |   |     | 34            | D   | Gerry McCAFFERY  |   |   |     |
| 47             | F   | Dan HAYDON         |   |   |     | 65            | F   | Matt IRVINE      | 1 |   |     |
| 55             | F   | Andrew FAZEL       |   |   |     | 71            | D   | Adam COLLINS     |   |   |     |
| 73             | C   | Rohan GOLDING (C)  |   |   | 11  | 86            | G   | Brendon NEWCOMBE |   |   |     |
| 74             | F   | Julian LUCO        | 1 |   |     | 87            | F   | Tim BOOTH        |   |   |     |
|                |     |                    |   |   |     |               |     |                  |   |   |     |
|                |     |                    |   |   |     |               |     |                  |   |   |     |
|                |     |                    |   |   |     |               |     |                  |   |   |     |
|                |     |                    |   |   |     |               |     |                  |   |   |     |
|                |     |                    |   |   |     |               |     |                  |   |   |     |

Pos = Position. G = Goals. A = Assists. PIM = Penalties in Minutes (Time).

| Goals |   |       |      |        |               | Penalties |      |      |        |              |     |
|-------|---|-------|------|--------|---------------|-----------|------|------|--------|--------------|-----|
| #     | P | Time  | Team | Scorer | Assists       | P         | Time | Team | Player | Offence      | PIM |
| 1     | 1 | 5:11  | QLD  | 74     | <del>24</del> | 1         | 9:40 | QLD  | 20     | Interference | 11  |
| 2     | 2 | 13:28 | SA   | 65     | 13            | 2         | 0:10 | QLD  | 73     | Roughing     | 11  |
| 3     |   |       |      |        |               |           |      |      |        |              |     |
| 4     |   |       |      |        |               |           |      |      |        |              |     |
| 5     |   |       |      |        |               |           |      |      |        |              |     |
| 6     |   |       |      |        |               |           |      |      |        |              |     |
| 7     |   |       |      |        |               |           |      |      |        |              |     |
| 8     |   |       |      |        |               |           |      |      |        |              |     |
| 9     |   |       |      |        |               |           |      |      |        |              |     |
| 10    |   |       |      |        |               |           |      |      |        |              |     |
| 11    |   |       |      |        |               |           |      |      |        |              |     |
| 12    |   |       |      |        |               |           |      |      |        |              |     |

P = Period. PIM = Penalty in Minutes (e.g. 2 = Minor, 5 = Major, etc.)

| Score By Period |   |   |    |       | Goaltender Statistics |   |      |       |       |
|-----------------|---|---|----|-------|-----------------------|---|------|-------|-------|
| Team            | 1 | 2 | OT | Total | Team                  | # | Time | Shots | Saves |
| QLD             | 1 | 0 |    | 1     |                       |   |      |       |       |
| SA              | 0 | 1 |    | 1     |                       |   |      |       |       |

|                    |  |            |  |
|--------------------|--|------------|--|
| Home Captain/Coach |  | Official 1 |  |
| Away Captain/Coach |  | Official 2 |  |

## 2012 Broomball Australia National Championships - Scoresheet

|           |                           |          |                    |       |           |                     |       |
|-----------|---------------------------|----------|--------------------|-------|-----------|---------------------|-------|
| Game #    | 20                        | Division | Men's Intermediate | Dt/Tm | Thu 0540  | Final Score (A – H) | 0 – 7 |
| Away Team | VIC Thunder               |          |                    |       | Home Team | QLD Cyclones        |       |
| Officials | Cory Skilton & Doug Nixon |          |                    |       |           |                     |       |

[illegible]

Pos = Position. G = Goals. A = Assists. PIM = Penalties in Minutes (Time).

[illegible]

P = Period. PIM = Penalty in Minutes (e.g. 2 = Minor, 5 = Major, etc.)

| Score By Period |   |   |    |       | Goaltender Statistics |   |      |       |       |
|-----------------|---|---|----|-------|-----------------------|---|------|-------|-------|
| Team            | 1 | 2 | OT | Total | Team                  | # | Time | Shots | Saves |
| VIC             | 0 | 0 |    | 0     |                       |   |      |       |       |
| QLD             | 4 | 3 |    | 7     |                       |   |      |       |       |

|                           |  |                   |  |
|---------------------------|--|-------------------|--|
| <b>Home Captain/Coach</b> |  | <b>Official 1</b> |  |
| <b>Away Captain/Coach</b> |  | <b>Official 2</b> |  |



## 2012 Broomball Australia National Championships - Scoresheet

|           |                              |          |                    |           |          |                     |       |
|-----------|------------------------------|----------|--------------------|-----------|----------|---------------------|-------|
| Game #    | 21                           | Division | Men's Intermediate | Dt/Tm     | Thu 0620 | Final Score (A – H) | 0 – 0 |
| Away Team | NSW Sliders                  |          |                    | Home Team |          | SA Sharks           |       |
| Officials | Cory Skilton & Remi Veilleux |          |                    |           |          |                     |       |

| Away Team: NSW |              |                          |   |   |     | Home Team: SA |     |                    |   |   |     |
|----------------|--------------|--------------------------|---|---|-----|---------------|-----|--------------------|---|---|-----|
| #              | Pos          | Name                     | G | A | PIM | #             | Pos | Name               | G | A | PIM |
| 2              | C            | Andrew CHAPMAN [C]       |   |   |     | 2             | F   | Marty WELLS        |   |   |     |
| 11             | D            | Jeff FERRERA             |   |   |     | 13            | G   | Andrew MASSON      |   |   |     |
| 14             | D            | Matt HELLYER             |   |   |     | 16            | D   | Simon DAWSON       |   |   |     |
| 24             | F            | Jarad FERRERA            |   |   |     | 17            | F   | Harry PERKS        |   |   |     |
| 27             | F            | Tim ROFFEY (AC)          |   |   |     | 18            | D   | Jackson RENSHAW    |   |   |     |
| <del>37</del>  | <del>F</del> | <del>Brett ACKLING</del> |   |   |     | 21            | F   | Robert WHEELWRIGHT |   |   |     |
| 41             | C            | Zac LAW (AC)             |   |   |     | 31            | G   | Casper FERTIER     |   |   |     |
| 57             | F            | Mark FERRERA             |   |   |     | 55            | D   | Tom STEVENS        |   |   |     |
| 74             | D            | Daniel PATERSON          |   |   |     | 86            | F   | Brendon NEWCOMBE   |   |   | 11  |
| 90             | D            | Craig SADLER             |   |   |     |               |     |                    |   |   |     |
| 95             | G            | Ben IRMISCH              |   |   |     |               |     |                    |   |   |     |
| <del>96</del>  | <del>F</del> | <del>Kevin CHEN</del>    |   |   |     |               |     |                    |   |   |     |
|                |              |                          |   |   |     |               |     |                    |   |   |     |
|                |              |                          |   |   |     |               |     |                    |   |   |     |
|                |              |                          |   |   |     |               |     |                    |   |   |     |
|                |              |                          |   |   |     |               |     |                    |   |   |     |

Pos = Position. G = Goals. A = Assists. PIM = Penalties in Minutes (Time).

| Goals |   |      |      |        |         |  | Penalties |       |      |        |            |     |
|-------|---|------|------|--------|---------|--|-----------|-------|------|--------|------------|-----|
| #     | P | Time | Team | Scorer | Assists |  | P         | Time  | Team | Player | Offence    | PIM |
| 1     |   |      |      |        |         |  | 2         | 10:47 | SA   | 86     | High Stick | u   |
| 2     |   |      |      |        |         |  |           |       |      |        |            |     |
| 3     |   |      |      |        |         |  |           |       |      |        |            |     |
| 4     |   |      |      |        |         |  |           |       |      |        |            |     |
| 5     |   |      |      |        |         |  |           |       |      |        |            |     |
| 6     |   |      |      |        |         |  |           |       |      |        |            |     |
| 7     |   |      |      |        |         |  |           |       |      |        |            |     |
| 8     |   |      |      |        |         |  |           |       |      |        |            |     |
| 9     |   |      |      |        |         |  |           |       |      |        |            |     |
| 10    |   |      |      |        |         |  |           |       |      |        |            |     |
| 11    |   |      |      |        |         |  |           |       |      |        |            |     |
| 12    |   |      |      |        |         |  |           |       |      |        |            |     |

P = Period. PIM = Penalty in Minutes (e.g. 2 = Minor, 5 = Major, etc.)

| Score By Period |   |   |    |       | Goaltender Statistics |   |      |       |       |
|-----------------|---|---|----|-------|-----------------------|---|------|-------|-------|
| Team            | 1 | 2 | OT | Total | Team                  | # | Time | Shots | Saves |
| NSW             | 0 | 0 |    | 0     |                       |   |      |       |       |
| SA              | 0 | 0 |    | 0     |                       |   |      |       |       |

|                    |  |            |  |
|--------------------|--|------------|--|
| Home Captain/Coach |  | Official 1 |  |
| Away Captain/Coach |  | Official 2 |  |



# 2012 Broomball Australia National Championships - Scoresheet

|           |                           |          |             |       |           |                     |       |
|-----------|---------------------------|----------|-------------|-------|-----------|---------------------|-------|
| Game #    | 22                        | Division | Men's Elite | Dt/Tm | Thu 0700  | Final Score (A – H) | 3 – 0 |
| Away Team | NSW Sliders               |          |             |       | Home Team | SA Sharks           |       |
| Officials | Cory Skilton & Doug Nixon |          |             |       |           |                     |       |

| Away Team: NSW |     |                    |    |   |     | Home Team: SA |     |                  |   |   |     |
|----------------|-----|--------------------|----|---|-----|---------------|-----|------------------|---|---|-----|
| #              | Pos | Name               | G  | A | PIM | #             | Pos | Name             | G | A | PIM |
| 60             | C   | Saxon HOOPER (C)   | 1  |   |     | 4             | F   | Matt PRYOR       |   |   |     |
| 1              | D   | Dane HANSEN        |    |   |     | 8             | F   | Kim SHAPLEY      |   |   |     |
| 7              | C   | Tim BROWN (AC)     |    |   |     | 13            | F   | Andrew MASSON    |   |   |     |
| 49             | G   | James KRISTOF      |    |   |     | 23            | D   | Craig BARRETT    |   |   |     |
| 50             | F   | Marc KUIPERS       |    |   | 11  | 31            | D   | Casper FERTIER   |   |   |     |
| 54             | F   | Andrew CAUSBY      |    | 1 |     | 32            | F   | Luca OBBIETTIVO  |   |   |     |
| 64             | F   | Jason WHEELER      |    | 1 |     | 34            | D   | Gerry McCAFFERY  |   |   | 11  |
| 68             | F   | Luke SIMMONDS      | 11 |   |     | 65            | F   | Matt IRVINE      |   |   |     |
| 77             | C   | Peter YABSLEY (AC) |    |   |     | 71            | D   | Adam COLLINS     |   |   |     |
| 87             | D   | Sam BOER           |    |   |     | 86            | G   | Brendon NEWCOMBE |   |   |     |
| 83             | F   | Louis SULTANA      |    |   |     | 87            | F   | Tim BOOTH        |   |   |     |
| 86             | D   | Damian COLYER      |    |   | 11  |               |     |                  |   |   |     |
| 92             | D   | Dominic COLYER     |    | 1 |     |               |     |                  |   |   |     |
|                |     |                    |    |   |     |               |     |                  |   |   |     |
|                |     |                    |    |   |     |               |     |                  |   |   |     |
|                |     |                    |    |   |     |               |     |                  |   |   |     |
|                |     |                    |    |   |     |               |     |                  |   |   |     |

Pos = Position. G = Goals. A = Assists. PIM = Penalties in Minutes (Time).

| Goals |   |       |      |        |         | Penalties |       |      |        |              |     |
|-------|---|-------|------|--------|---------|-----------|-------|------|--------|--------------|-----|
| #     | P | Time  | Team | Scorer | Assists | P         | Time  | Team | Player | Offence      | PIM |
| 1     | 1 | 12:37 | NSW  | 68     |         | 1         | 13:19 | SA   | 34     | Interference | 11  |
| 2     | 2 | 11:20 | NSW  | 68     | 64      | 2         | 9:50  | NSW  | 50     | Interference | 11  |
| 3     | 2 | 4:18  | NSW  | 60     | 54      | 2         | 9:09  | NSW  | 86     | Tripping     | 11  |
| 4     |   |       |      |        |         |           |       |      |        |              |     |
| 5     |   |       |      |        |         |           |       |      |        |              |     |
| 6     |   |       |      |        |         |           |       |      |        |              |     |
| 7     |   |       |      |        |         |           |       |      |        |              |     |
| 8     |   |       |      |        |         |           |       |      |        |              |     |
| 9     |   |       |      |        |         |           |       |      |        |              |     |
| 10    |   |       |      |        |         |           |       |      |        |              |     |
| 11    |   |       |      |        |         |           |       |      |        |              |     |
| 12    |   |       |      |        |         |           |       |      |        |              |     |

P = Period. PIM = Penalty in Minutes (e.g. 2 = Minor, 5 = Major, etc.)

| Score By Period |   |   |    |       | Goaltender Statistics |   |      |       |       |
|-----------------|---|---|----|-------|-----------------------|---|------|-------|-------|
| Team            | 1 | 2 | OT | Total | Team                  | # | Time | Shots | Saves |
| NSW             | 1 | 2 |    | 3     |                       |   |      |       |       |
| SA              | 0 | 0 |    | 0     |                       |   |      |       |       |

|                    |  |            |  |
|--------------------|--|------------|--|
| Home Captain/Coach |  | Official 1 |  |
| Away Captain/Coach |  | Official 2 |  |

## 2012 Broomball Australia National Championships - Scoresheet

|           |                          |          |             |           |              |                     |       |
|-----------|--------------------------|----------|-------------|-----------|--------------|---------------------|-------|
| Game #    | 23                       | Division | Men's Elite | Dt/Tm     | Thu 0740     | Final Score (A - H) | 1 - 2 |
| Away Team | ACT Flames               |          |             | Home Team | QLD Cyclones |                     |       |
| Officials | Cory Skilton & Alan Jabs |          |             |           |              |                     |       |

| Away Team: ACT |     |                     |   |   |     | Home Team: QLD |     |                    |   |   |     |
|----------------|-----|---------------------|---|---|-----|----------------|-----|--------------------|---|---|-----|
| #              | Pos | Name                | G | A | PIM | #              | Pos | Name               | G | A | PIM |
| 1              | F   | Shane MARTIN (C)    |   |   |     | 1              | F   | Dominic AUTERI     |   |   |     |
| 15             | C   | Bryce MARSHALL (AC) |   |   |     | 5              | F   | Mark McLENNAN (AC) |   |   |     |
| 25             | D   | Chris LUCAS         |   |   |     | 15             | D   | Wade WRIGHT        |   |   |     |
| 50             | F   | Tynan WHIGHT        |   |   |     | 20             | C   | Donald NORDIN (AC) |   |   |     |
| 58             | G   | Robert WHEELWRIGHT  |   |   |     | 21             | D   | Adam AUTERI        |   |   |     |
| 64             | G   | Ben IRMISCH         |   |   |     | 42             | G   | Peter FRISKEN      |   |   |     |
| 70             | D   | Scott WALKER (AC)   |   |   |     | 44             | D   | Robert LUCO        |   |   |     |
|                |     |                     |   |   |     | 47             | F   | Dan HAYDON         |   |   |     |
|                |     |                     |   |   |     | 55             | F   | Andrew FAZEL       |   |   |     |
|                |     |                     |   |   |     | 73             | C   | Rohan GOLDING (C)  |   |   |     |
|                |     |                     |   |   |     | 74             | F   | Julian LUCO        |   |   |     |
|                |     |                     |   |   |     |                |     |                    |   |   |     |
|                |     |                     |   |   |     |                |     |                    |   |   |     |
|                |     |                     |   |   |     |                |     |                    |   |   |     |
|                |     |                     |   |   |     |                |     |                    |   |   |     |
|                |     |                     |   |   |     |                |     |                    |   |   |     |
|                |     |                     |   |   |     |                |     |                    |   |   |     |
|                |     |                     |   |   |     |                |     |                    |   |   |     |

Pos = Position. G = Goals. A = Assists. PIM = Penalties in Minutes (Time).

| Goals |   |       |      |        |         |    | Penalties |      |      |        |         |     |
|-------|---|-------|------|--------|---------|----|-----------|------|------|--------|---------|-----|
| #     | P | Time  | Team | Scorer | Assists |    | P         | Time | Team | Player | Offence | PIM |
| 1     | 1 | 6:48  | ACT  | 15     | 1       | 34 |           |      |      |        |         |     |
| 2     | 1 | 6:04  | QLD  | 5      |         |    |           |      |      |        |         |     |
| 3     | 2 | 15:06 | QLD  | 55     | 74      | 47 |           |      |      |        |         |     |
| 4     |   |       |      |        |         |    |           |      |      |        |         |     |
| 5     |   |       |      |        |         |    |           |      |      |        |         |     |
| 6     |   |       |      |        |         |    |           |      |      |        |         |     |
| 7     |   |       |      |        |         |    |           |      |      |        |         |     |
| 8     |   |       |      |        |         |    |           |      |      |        |         |     |
| 9     |   |       |      |        |         |    |           |      |      |        |         |     |
| 10    |   |       |      |        |         |    |           |      |      |        |         |     |
| 11    |   |       |      |        |         |    |           |      |      |        |         |     |
| 12    |   |       |      |        |         |    |           |      |      |        |         |     |

P = Period. PIM = Penalty in Minutes (e.g. 2 = Minor, 5 = Major, etc.)

| Score By Period |   |   |    |       | Goaltender Statistics |   |      |       |       |
|-----------------|---|---|----|-------|-----------------------|---|------|-------|-------|
| Team            | 1 | 2 | OT | Total | Team                  | # | Time | Shots | Saves |
| ACT             | 1 | 0 |    | 1     |                       |   |      |       |       |
| QUB             | 1 | 1 |    | 2     |                       |   |      |       |       |

|                    |  |            |  |
|--------------------|--|------------|--|
| Home Captain/Coach |  | Official 1 |  |
| Away Captain/Coach |  | Official 2 |  |

## 2012 Broomball Australia National Championships - Scoresheet

|           |                         |          |                    |           |             |                     |       |
|-----------|-------------------------|----------|--------------------|-----------|-------------|---------------------|-------|
| Game #    | 24                      | Division | Men's Intermediate | Dt/Tm     | Thu 0820    | Final Score (A – H) | 0 - 2 |
| Away Team | VIC Thunder             |          |                    | Home Team | NSW Sliders |                     |       |
| Officials | Alan Jabs & Kim Shapley |          |                    |           |             |                     |       |

| Away Team: VIC |              |                             |   |   |     | Home Team: NSW |              |                          |   |   |     |
|----------------|--------------|-----------------------------|---|---|-----|----------------|--------------|--------------------------|---|---|-----|
| #              | Pos          | Name                        | G | A | PIM | #              | Pos          | Name                     | G | A | PIM |
| 10             | F            | Tristan-Scott KHONG<br>(AC) |   |   |     | 2              | C            | Andrew CHAPMAN [C]       |   |   |     |
| <del>18</del>  | <del>G</del> | <del>Carl SARELIUS</del>    |   |   |     | 11             | D            | Jeff FERRERA             |   |   |     |
| 24             | F            | Chris HODSON                |   |   |     | 14             | D            | Matt HELLYER             |   |   |     |
| 32             | C            | Adam PEGG (AC)              |   |   |     | 24             | F            | Jarad FERRERA            |   |   |     |
| 44             | D            | Mark CAROSELLI              |   |   |     | 27             | F            | Tim ROFFEY (AC)          |   |   |     |
| 56             | F            | Luca KUMPIES                |   |   |     | <del>37</del>  | <del>F</del> | <del>Brett ACKLING</del> |   |   |     |
| 78             | F            | Chris VERGOS                |   |   |     | 41             | C            | Zac LAW (AC)             |   |   |     |
| 85             | D            | Eder RAMOS                  |   |   |     | 57             | F            | Mark FERRERA             |   |   |     |
| 88             | D            | Daniel PAYNE [C]            |   |   |     | 74             | D            | Daniel PATERSON          |   |   |     |
| 91             | F            | Cameron VEAL                |   |   |     | 90             | D            | Craig SADLER             |   |   |     |
| 16             | G            | Cory Skilton                |   |   |     | 95             | G            | Ben IRMISCH              |   |   |     |
| 41             | F            | Brad Watson                 |   |   |     | <del>96</del>  | <del>F</del> | <del>Kevin CHEN</del>    |   |   |     |
|                |              |                             |   |   |     |                |              |                          |   |   |     |
|                |              |                             |   |   |     |                |              |                          |   |   |     |
|                |              |                             |   |   |     |                |              |                          |   |   |     |

Pos = Position. G = Goals. A = Assists. PIM = Penalties in Minutes (Time).

[illegible]

P = Period. PIM = Penalty in Minutes (e.g. 2 = Minor, 5 = Major, etc.)

| Score By Period |   |   |    |       | Goaltender Statistics |   |      |       |       |
|-----------------|---|---|----|-------|-----------------------|---|------|-------|-------|
| Team            | 1 | 2 | OT | Total | Team                  | # | Time | Shots | Saves |
| VIC             | 0 | 0 |    | 0     |                       |   |      |       |       |
| NSW             | 1 | 1 |    | 2     |                       |   |      |       |       |

|                    |  |            |  |
|--------------------|--|------------|--|
| Home Captain/Coach |  | Official 1 |  |
| Away Captain/Coach |  | Official 2 |  |

## 2012 Broomball Australia National Championships - Scoresheet

|           |                           |          |                    |           |              |                     |       |
|-----------|---------------------------|----------|--------------------|-----------|--------------|---------------------|-------|
| Game #    | 25                        | Division | Men's Intermediate | Dt/Tm     | Thu 0930     | Final Score (A – H) | 1 – 2 |
| Away Team | SA Sharks                 |          |                    | Home Team | QLD Cyclones |                     |       |
| Officials | Doug Nixon & Cory Skilton |          |                    |           |              |                     |       |

[illegible]

Pos = Position. G = Goals. A = Assists. PIM = Penalties in Minutes (Time).

[illegible]

P = Period. PIM = Penalty in Minutes (e.g. 2 = Minor, 5 = Major, etc.)

| Score By Period |   |   |    |       | Goaltender Statistics |   |      |       |       |
|-----------------|---|---|----|-------|-----------------------|---|------|-------|-------|
| Team            | 1 | 2 | OT | Total | Team                  | # | Time | Shots | Saves |
| SA              | 0 | 1 |    | 1     |                       |   |      |       |       |
| RED             | 0 | 2 |    | 2     |                       |   |      |       |       |

|                    |  |            |  |
|--------------------|--|------------|--|
| Home Captain/Coach |  | Official 1 |  |
| Away Captain/Coach |  | Official 2 |  |

# 2012 Broomball Australia National Championships - Scoresheet

|           |                        |          |               |           |           |                     |       |
|-----------|------------------------|----------|---------------|-----------|-----------|---------------------|-------|
| Game #    | 26                     | Division | Women's Elite | Dt/Tm     | Thu 1010  | Final Score (A – H) | 1 – 0 |
| Away Team | NSW Sliders            |          |               | Home Team | SA Sharks |                     |       |
| Officials | Doug Nixon & Alan Jabs |          |               |           |           |                     |       |

[illegible]

Pos = Position. G = Goals. A = Assists. PIM = Penalties in Minutes (Time).

[illegible]

P = Period. PIM = Penalty in Minutes (e.g. 2 = Minor, 5 = Major, etc.)

| Score By Period |   |   |    |       | Goaltender Statistics |   |      |       |       |
|-----------------|---|---|----|-------|-----------------------|---|------|-------|-------|
| Team            | 1 | 2 | OT | Total | Team                  | # | Time | Shots | Saves |
| NSW             | 0 | 1 |    | 1     |                       |   |      |       |       |
| SA              | 0 | 0 |    | 0     |                       |   |      |       |       |

|                    |  |            |  |
|--------------------|--|------------|--|
| Home Captain/Coach |  | Official 1 |  |
| Away Captain/Coach |  | Official 2 |  |



## 2012 Broomball Australia National Championships - Scoresheet

|           |                           |          |             |           |             |                     |     |
|-----------|---------------------------|----------|-------------|-----------|-------------|---------------------|-----|
| Game #    | 27                        | Division | Men's Elite | Dt/Tm     | Thu 1045    | Final Score (A - H) | 6-0 |
| Away Team | SA Sharks                 |          |             | Home Team | VIC Thunder |                     |     |
| Officials | Alan Jabs & Remi Veilleux |          |             |           |             |                     |     |

[illegible]

Pos = Position. G = Goals. A = Assists. PIM = Penalties in Minutes (Time).

| Goals |   |       |      |               |               |   | Penalties |      |      |        |                      |     |
|-------|---|-------|------|---------------|---------------|---|-----------|------|------|--------|----------------------|-----|
| #     | P | Time  | Team | Scorer        | Assists       |   | P         | Time | Team | Player | Offence              | PIM |
| 1     | 1 | 13:49 | SA   | 4             | <del>87</del> |   | 1         | 1:07 | VIC  | 32     | High Stick           | 11  |
| 2     | 1 | 10:17 | SA   | 32            | 13            |   | 1         | 1:07 | VIC  | 9      | Obstruction/Tripping | 11  |
| 3     | 2 | 12:16 | SA   | <del>31</del> | 34            | 8 | 2         | 5:39 | VIC  | 4      | High Stick           | 11  |
| 4     | 2 | 10:23 | SA   | 65            | 23            |   |           |      |      |        |                      |     |
| 5     | 2 | 4:07  | SA   | 13            | 71            |   |           |      |      |        |                      |     |
| 6     | 2 | 0:25  | SA   | 32            | 87            |   |           |      |      |        |                      |     |
| 7     |   |       |      |               |               |   |           |      |      |        |                      |     |
| 8     |   |       |      |               |               |   |           |      |      |        |                      |     |
| 9     |   |       |      |               |               |   |           |      |      |        |                      |     |
| 10    |   |       |      |               |               |   |           |      |      |        |                      |     |
| 11    |   |       |      |               |               |   |           |      |      |        |                      |     |
| 12    |   |       |      |               |               |   |           |      |      |        |                      |     |

P = Period. PIM = Penalty in Minutes (e.g. 2 = Minor, 5 = Major, etc.)

| Score By Period |   |   |    |       | Goaltender Statistics |   |      |       |       |
|-----------------|---|---|----|-------|-----------------------|---|------|-------|-------|
| Team            | 1 | 2 | OT | Total | Team                  | # | Time | Shots | Saves |
| SA              | 2 | 4 |    | 6     |                       |   |      |       |       |
| Vic             | 0 | 0 |    | 0     |                       |   |      |       |       |

|                    |  |            |  |
|--------------------|--|------------|--|
| Home Captain/Coach |  | Official 1 |  |
| Away Captain/Coach |  | Official 2 |  |

## 2012 Broomball Australia National Championships - Scoresheet

Dogg is officially tired !!

|           |                            |          |             |       |           |                     |   |
|-----------|----------------------------|----------|-------------|-------|-----------|---------------------|---|
| Game #    | 28                         | Division | Men's Elite | Dt/Tm | Thu 1125  | Final Score (A – H) | – |
| Away Team | NSW Sliders                |          |             |       | Home Team | ACT Flames          |   |
| Officials | Doug Nixon & Remi Veilleux |          |             |       |           |                     |   |

| Away Team: NSW  |     |                    |   |   |     | Home Team: ACT   |     |                     |   |   |     |
|-----------------|-----|--------------------|---|---|-----|------------------|-----|---------------------|---|---|-----|
| #               | Pos | Name               | G | A | PIM | #                | Pos | Name                | G | A | PIM |
| 60              | C   | Saxon HOOPER (C)   |   |   |     | 1                | F   | Shane MARTIN (C)    |   |   |     |
| 1               | D   | Dane HANSEN        |   |   |     | 15               | C   | Bryce MARSHALL (AC) |   | 1 |     |
| 7               | C   | Tim BROWN (AC)     |   | 1 |     | <del>23</del> 34 | D   | Chris LUCAS         |   |   |     |
| 49              | G   | James KRISTOF      |   |   |     | <del>30</del> 8  | F   | Tynan WHIGHT        |   | 1 |     |
| 50              | F   | Marc KUIPERS       |   |   |     | <del>38</del>    | G   | Robert WHEELWRIGHT  |   |   |     |
| 54              | F   | Andrew CAUSBY      |   |   |     | 64               | G   | Ben IRMISCH         |   |   |     |
| 64              | F   | Jason WHEELER      |   |   |     | <del>65</del> 53 | D   | Scott WALKER (AC)   |   |   |     |
| 68              | F   | Luke SIMMONDS      |   |   |     | 26               |     | Zac Law             | 1 |   |     |
| 77              | C   | Peter YABSLEY (AC) |   |   |     |                  |     |                     |   |   |     |
| <del>87</del> 8 | D   | Sam BOER           |   |   |     |                  |     |                     |   |   |     |
| 83              | F   | Louis SULTANA      |   |   | 11  |                  |     |                     |   |   |     |
| 86              | D   | Damian COLYER      |   |   |     |                  |     |                     |   |   |     |
| 92              | D   | Dominic COLYER     | 1 |   |     |                  |     |                     |   |   |     |
|                 |     |                    |   |   |     |                  |     |                     |   |   |     |
|                 |     |                    |   |   |     |                  |     |                     |   |   |     |
|                 |     |                    |   |   |     |                  |     |                     |   |   |     |

Pos = Position. G = Goals. A = Assists. PIM = Penalties in Minutes (Time).

*not changed to this team as he had scored goal attributed in stats to #15 instead*

Pos = Position. G = Goals. A = Assists. PIM = Penalties in Minutes (Time).

| Goals |   |       |      |        |         |    | Penalties |      |      |        |          |     |
|-------|---|-------|------|--------|---------|----|-----------|------|------|--------|----------|-----|
| #     | P | Time  | Team | Scorer | Assists |    | P         | Time | Team | Player | Offence  | PIM |
| 1     | 2 | 13:08 | ACT  | 26     | 38      | 15 | 2         | 7:42 | NSW  | 83     | Tripping | 11  |
| 2     | 2 | 7:09  | NSW  | 92     | 7       |    |           |      |      |        |          |     |
| 3     |   |       |      |        |         |    |           |      |      |        |          |     |
| 4     |   |       |      |        |         |    |           |      |      |        |          |     |
| 5     |   |       |      |        |         |    |           |      |      |        |          |     |
| 6     |   |       |      |        |         |    |           |      |      |        |          |     |
| 7     |   |       |      |        |         |    |           |      |      |        |          |     |
| 8     |   |       |      |        |         |    |           |      |      |        |          |     |
| 9     |   |       |      |        |         |    |           |      |      |        |          |     |
| 10    |   |       |      |        |         |    |           |      |      |        |          |     |
| 11    |   |       |      |        |         |    |           |      |      |        |          |     |
| 12    |   |       |      |        |         |    |           |      |      |        |          |     |

P = Period. PIM = Penalty in Minutes (e.g. 2 = Minor, 5 = Major, etc.)

| Score By Period |   |   |    |       | Goaltender Statistics |   |      |       |       |
|-----------------|---|---|----|-------|-----------------------|---|------|-------|-------|
| Team            | 1 | 2 | OT | Total | Team                  | # | Time | Shots | Saves |
| NSW             | 0 | 1 |    | 1     |                       |   |      |       |       |
| ACT             | 0 | 1 |    | 1     |                       |   |      |       |       |

|                    |  |            |  |
|--------------------|--|------------|--|
| Home Captain/Coach |  | Official 1 |  |
| Away Captain/Coach |  | Official 2 |  |



# 2012 Broomball Australia National Championships - Scoresheet

|           |                                 |          |                    |       |           |                     |       |
|-----------|---------------------------------|----------|--------------------|-------|-----------|---------------------|-------|
| Game #    | 29                              | Division | Men's Intermediate | Dt/Tm | Thu 1205  | Final Score (A – H) | 1 – 2 |
| Away Team | Victoria Thunder                |          |                    |       | Home Team | SA Sharks           |       |
| Officials | Cory Skilton & Heather Veilleux |          |                    |       |           |                     |       |

| Away Team: VIC |     |                          |   |   |     | Home Team: SA |     |                    |   |   |     |
|----------------|-----|--------------------------|---|---|-----|---------------|-----|--------------------|---|---|-----|
| #              | Pos | Name                     | G | A | PIM | #             | Pos | Name               | G | A | PIM |
| 10             | F   | Tristan-Scott KHONG (AC) |   |   |     | 2             | F   | Marty WELLS        |   |   |     |
| 18             | G   | Carl SARELIUS            |   |   |     | 13            | G   | Andrew MASSON      |   |   |     |
| 24             | F   | Chris HODSON             |   |   |     | 16            | D   | Simon DAWSON       | 1 |   |     |
| 32             | C   | Adam PEGG (AC)           |   | 1 |     | 17            | F   | Harry PERKS        |   |   |     |
| 44             | D   | Mark CAROSELLI           |   |   |     | 18            | D   | Jackson RENSHAW    |   |   |     |
| 56             | F   | Luca KUMPIES             |   |   |     | 21            | F   | Robert WHEELWRIGHT |   |   |     |
| 78             | F   | Chris VERGOS             |   |   |     | 31            | G   | Casper FERTIER     |   |   |     |
| 85             | D   | Eder RAMOS               |   |   |     | 85            | D   | Tom STEVENS        |   | 1 |     |
| 88             | D   | Daniel PAYNE [C]         |   |   |     | 86            | F   | Brendon NEWCOMBE   | 1 |   |     |
| 91             | F   | Cameron VEAL             |   |   | 11  |               |     |                    |   |   |     |
| 27             |     | LEIGH HENDERSON          | 1 |   |     |               |     |                    |   |   |     |
| 33             |     | STEVE KENNEDY            |   |   | 11  |               |     |                    |   |   |     |
| 41             |     | BRAD WATSON              |   |   |     |               |     |                    |   |   |     |
|                |     |                          |   |   |     |               |     |                    |   |   |     |
|                |     |                          |   |   |     |               |     |                    |   |   |     |
|                |     |                          |   |   |     |               |     |                    |   |   |     |
|                |     |                          |   |   |     |               |     |                    |   |   |     |
|                |     |                          |   |   |     |               |     |                    |   |   |     |
|                |     |                          |   |   |     |               |     |                    |   |   |     |

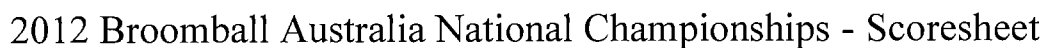
Pos = Position. G = Goals. A = Assists. PIM = Penalties in Minutes (Time).

| Goals |   |       |      |        |         | Penalties |      |      |        |            |     |
|-------|---|-------|------|--------|---------|-----------|------|------|--------|------------|-----|
| #     | P | Time  | Team | Scorer | Assists | P         | Time | Team | Player | Offence    | PIM |
| 1     | 2 | 16:10 | SA   | 16 ✓   | —       | 2         | 9:56 | VIC  | 33 ✓   | Holding    | 11  |
| 2     | 2 | 5:16  | VIC  | 27 ✓   | 32 ✓    | 2         | 7:30 | VIC  | 91 ✓   | High Stick | 11  |
| 3     | 2 | 3:07  | SA   | 86 ✓   | 5 ✓     |           |      |      |        |            |     |
| 4     |   |       |      |        |         |           |      |      |        |            |     |
| 5     |   |       |      |        |         |           |      |      |        |            |     |
| 6     |   |       |      |        |         |           |      |      |        |            |     |
| 7     |   |       |      |        |         |           |      |      |        |            |     |
| 8     |   |       |      |        |         |           |      |      |        |            |     |
| 9     |   |       |      |        |         |           |      |      |        |            |     |
| 10    |   |       |      |        |         |           |      |      |        |            |     |
| 11    |   |       |      |        |         |           |      |      |        |            |     |
| 12    |   |       |      |        |         |           |      |      |        |            |     |

P = Period. PIM = Penalty in Minutes (e.g. 2 = Minor, 5 = Major, etc.)

| Score By Period |   |   |    |       | Goaltender Statistics |   |      |       |       |
|-----------------|---|---|----|-------|-----------------------|---|------|-------|-------|
| Team            | 1 | 2 | OT | Total | Team                  | # | Time | Shots | Saves |
| VIC             | 0 | 1 |    | 1     |                       |   |      |       |       |
| SA              | 0 | 2 |    | 2     |                       |   |      |       |       |

|                    |  |            |  |
|--------------------|--|------------|--|
| Home Captain/Coach |  | Official 1 |  |
| Away Captain/Coach |  | Official 2 |  |



Pos = Position. G = Goals. A = Assists. PIM = Penalties in Minutes (Time).

P = Period. PIM = Penalty in Minutes (e.g. 2 = Minor, 5 = Major, etc.)

|                           |  |                   |  |
|---------------------------|--|-------------------|--|
| <b>Home Captain/Coach</b> |  | <b>Official 1</b> |  |
| <b>Away Captain/Coach</b> |  | <b>Official 2</b> |  |

## 2012 Broomball Australia National Championships - Scoresheet

|           |                        |          |             |           |              |                     |     |
|-----------|------------------------|----------|-------------|-----------|--------------|---------------------|-----|
| Game #    | 31                     | Division | Men's Elite | Dt/Tm     | Thu 1325     | Final Score (A – H) | 1-2 |
| Away Team | VIC Thunder            |          |             | Home Team | QLD Cyclones |                     |     |
| Officials | Doug Nixon & Alan Jabs |          |             |           |              |                     |     |

| Away Team: VIC |     |                     |   |   |     | Home Team: QLD |     |                    |   |   |     |
|----------------|-----|---------------------|---|---|-----|----------------|-----|--------------------|---|---|-----|
| #              | Pos | Name                | G | A | PIM | #              | Pos | Name               | G | A | PIM |
| 1              | C   | Clinton GENTLE (AC) |   |   |     | 1              | F   | Dominic AUTERI     |   |   |     |
| 04             | D   | Tony ESPOSITO       |   |   |     | 5              | F   | Mark McLENNAN (AC) |   |   |     |
| 13             | F   | Brendan PARSONS     |   |   |     | 15             | D   | Wade WRIGHT        |   |   |     |
| 16             | C   | Cory SKILTON (C)    |   |   |     | 20             | C   | Donald NORDIN (AC) |   |   |     |
| 27             | G   | Leigh HENDERSON     |   |   |     | 21             | D   | Adam AUTERI        |   |   |     |
| 30             | D   | Gilles FORGET       |   |   |     | 42             | G   | Peter FRISKEN      |   |   |     |
| 32             | F   | Adam PEGG           |   |   |     | 44             | D   | Robert LUCO        |   |   |     |
| 33             | D   | Steve KENNEDY       |   |   |     | 47             | F   | Dan HAYDON         |   |   |     |
| 37             | D   | Wayne McBRIDE (AC)  |   |   |     | 55             | F   | Andrew FAZEL       |   |   |     |
| 41             | D   | Brad WATSON         |   |   |     | 73             | C   | Rohan GOLDING (C)  |   |   |     |
| 50             | D   | Brian KORSMAN       |   |   |     | 74             | F   | Julian LUCO        |   |   |     |
| 90             | F   | Kevin FORGET        |   |   |     |                |     |                    |   |   |     |
|                |     |                     |   |   |     |                |     |                    |   |   |     |
|                |     |                     |   |   |     |                |     |                    |   |   |     |
|                |     |                     |   |   |     |                |     |                    |   |   |     |
|                |     |                     |   |   |     |                |     |                    |   |   |     |

Pos = Position. G = Goals. A = Assists. PIM = Penalties in Minutes (Time).

| Goals |   |       |      |        |         |  | Penalties |       |      |        |                   |     |
|-------|---|-------|------|--------|---------|--|-----------|-------|------|--------|-------------------|-----|
| #     | P | Time  | Team | Scorer | Assists |  | P         | Time  | Team | Player | Offence           | PIM |
| 1     | 1 | 14:01 | QLD  | 5      |         |  | 1         | 11:15 | QLD  | 5      | Elbowing          | 11  |
| 2     | 1 | 10:02 | VIC  | 50     | 35      |  | 1         | 11:15 | QLD  | 73     | Boarding          | 11  |
| 3     | 1 | 7:03  | QLD  | 44     | 55      |  | 1         | 6:18  | VIC  | 50     | Illegal Equipment | 11  |
| 4     |   |       |      |        |         |  | 2         | 13:16 | VIC  | 9      | High Stick        | 11  |
| 5     |   |       |      |        |         |  | 2         | 12:05 | VIC  | 35     | Roughing          | 11  |
| 6     |   |       |      |        |         |  | 2         | 8:21  | VIC  | 1      | Tripping          | 11  |
| 7     |   |       |      |        |         |  | 2         | 8:21  | QLD  | 44     | Slashing          | 11  |
| 8     |   |       |      |        |         |  | 2         | 5:49  | VIC  | 1      | Too many players  | 11  |
| 9     |   |       |      |        |         |  |           |       |      |        |                   |     |
| 10    |   |       |      |        |         |  |           |       |      |        |                   |     |
| 11    |   |       |      |        |         |  |           |       |      |        |                   |     |
| 12    |   |       |      |        |         |  |           |       |      |        |                   |     |

P = Period. PIM = Penalty in Minutes (e.g. 2 = Minor, 5 = Major, etc.)

| Score By Period |   |   |    |       | Goaltender Statistics |   |      |       |       |
|-----------------|---|---|----|-------|-----------------------|---|------|-------|-------|
| Team            | 1 | 2 | OT | Total | Team                  | # | Time | Shots | Saves |
| VIC             | 1 | 0 |    | 1     |                       |   |      |       |       |
| QLD             | 2 | 0 |    | 2     |                       |   |      |       |       |

|                           |  |                   |  |
|---------------------------|--|-------------------|--|
| <b>Home Captain/Coach</b> |  | <b>Official 1</b> |  |
| <b>Away Captain/Coach</b> |  | <b>Official 2</b> |  |

## 2012 Broomball Australia National Championships - Scoresheet

|           |                        |          |             |           |           |                     |       |
|-----------|------------------------|----------|-------------|-----------|-----------|---------------------|-------|
| Game #    | 32                     | Division | Men's Elite | Dt/Tm     | Thu 1405  | Final Score (A – H) | 1 – 0 |
| Away Team | ACT Flames             |          |             | Home Team | SA Sharks |                     |       |
| Officials | Doug Nixon & Alan Jabs |          |             |           |           |                     |       |

| Away Team: ACT   |     |                     |   |   |     | Home Team: SA |     |                  |   |   |     |
|------------------|-----|---------------------|---|---|-----|---------------|-----|------------------|---|---|-----|
| #                | Pos | Name                | G | A | PIM | #             | Pos | Name             | G | A | PIM |
| 1                | F   | Shane MARTIN (C)    |   |   |     | 4             | F   | Matt PRYOR       |   |   | 11  |
| 15               | C   | Bryce MARSHALL (AC) |   | 1 |     | 8             | F   | Kim SHAPLEY      |   |   |     |
| <del>26</del> 25 | D   | Chris LUCAS         |   |   |     | 13            | F   | Andrew MASSON    |   |   |     |
| 30               | F   | Tynan WHIGHT        |   |   |     | 23            | D   | Craig BARRETT    |   |   |     |
| <del>38</del>    | G   | Robert WHEELWRIGHT  |   |   |     | 31            | D   | Casper FERTIER   |   |   |     |
| 64               | G   | Ben IRMISCH         |   |   |     | 32            | F   | Luca OBBIETTIVO  |   |   |     |
| <del>70</del> 53 | D   | Scott WALKER (AC)   | 1 |   |     | 34            | D   | Gerry McCAFFERY  |   |   |     |
|                  |     |                     |   |   |     | 65            | F   | Matt IRVINE      |   |   | 3   |
|                  |     |                     |   |   |     | 71            | D   | Adam COLLINS     |   |   | 11  |
|                  |     |                     |   |   |     | 86            | G   | Brendon NEWCOMBE |   |   |     |
|                  |     |                     |   |   |     | 87            | F   | Tim BOOTH        |   |   |     |
|                  |     |                     |   |   |     |               |     |                  |   |   |     |
|                  |     |                     |   |   |     |               |     |                  |   |   |     |
|                  |     |                     |   |   |     |               |     |                  |   |   |     |
|                  |     |                     |   |   |     |               |     |                  |   |   |     |
|                  |     |                     |   |   |     |               |     |                  |   |   |     |
|                  |     |                     |   |   |     |               |     |                  |   |   |     |
|                  |     |                     |   |   |     |               |     |                  |   |   |     |
|                  |     |                     |   |   |     |               |     |                  |   |   |     |

Pos = Position. G = Goals. A = Assists. PIM = Penalties in Minutes (Time).

| Goals |   |       |      |        |         |  | Penalties |      |      |        |            |     |
|-------|---|-------|------|--------|---------|--|-----------|------|------|--------|------------|-----|
| #     | P | Time  | Team | Scorer | Assists |  | P         | Time | Team | Player | Offence    | PIM |
| 1     | 2 | 12:00 | ACT  | 53     | 15      |  | 1         | 5:21 | SA   | 71     | Tripping   | 11  |
| 2     |   |       |      |        |         |  | 2         | 8:40 | SA   | 4      | High stick | 11  |
| 3     |   |       |      |        |         |  |           |      |      |        |            |     |
| 4     |   |       |      |        |         |  |           |      |      |        |            |     |
| 5     |   |       |      |        |         |  |           |      |      |        |            |     |
| 6     |   |       |      |        |         |  |           |      |      |        |            |     |
| 7     |   |       |      |        |         |  |           |      |      |        |            |     |
| 8     |   |       |      |        |         |  |           |      |      |        |            |     |
| 9     |   |       |      |        |         |  |           |      |      |        |            |     |
| 10    |   |       |      |        |         |  |           |      |      |        |            |     |
| 11    |   |       |      |        |         |  |           |      |      |        |            |     |
| 12    |   |       |      |        |         |  |           |      |      |        |            |     |

P = Period. PIM = Penalty in Minutes (e.g. 2 = Minor, 5 = Major, etc.)

| Score By Period |   |   |    |       | Goaltender Statistics |   |      |       |       |
|-----------------|---|---|----|-------|-----------------------|---|------|-------|-------|
| Team            | 1 | 2 | OT | Total | Team                  | # | Time | Shots | Saves |
| ACT             | 0 | 1 |    | 1     |                       |   |      |       |       |
| SA              | 0 | 0 |    | 0     |                       |   |      |       |       |

|                    |  |            |  |
|--------------------|--|------------|--|
| Home Captain/Coach |  | Official 1 |  |
| Away Captain/Coach |  | Official 2 |  |



## 2012 Broomball Australia National Championships - Scoresheet

|           |                                |          |               |           |          |                     |       |
|-----------|--------------------------------|----------|---------------|-----------|----------|---------------------|-------|
| Game #    | 33                             | Division | Women's Elite | Dt/Tm     | Fri 0000 | Final Score (A – H) | 0 – 1 |
| Away Team | VIC Thunder                    |          |               | Home Team |          | QLD Cyclones        |       |
| Officials | Remi Veilleux & Bryce Marshall |          |               |           |          |                     |       |

| Away Team: VIC |     |                     |   |   |     | Home Team: QLD |     |                       |   |   |     |
|----------------|-----|---------------------|---|---|-----|----------------|-----|-----------------------|---|---|-----|
| #              | Pos | Name                | G | A | PIM | #              | Pos | Name                  | G | A | PIM |
| 5              | F   | Georgia GIBLIN      |   |   |     | 2              | D   | L MULLER-NORDIN (AC)  |   |   |     |
| 7              | D   | Vanessa TUCKFIELD   |   |   |     | 7              | F   | Chantelle PIVA [C]    |   |   |     |
| 14             | D   | Tarcha SALEEBA      |   |   |     | 12             | F   | Christie LEAHY        |   | 1 |     |
| 17             | G   | Megan LANYON        |   |   |     | 14             | F   | Liz LUQUE             | 1 |   |     |
| 19             | F   | Leisha SKILTON (AC) |   |   |     | 27             | D   | Irena ZAGORSKIS       |   |   |     |
| 22             | F   | Shanni MULLER (AC)  |   |   |     | 36             | F   | Heather VEILLEUX (AC) |   |   |     |
| 23             | C   | Nicole CREASER      |   |   |     | 63             | D   | Chantelle GRUAR       |   |   |     |
| 31             | F   | Joanne NGUYEN       |   |   |     | 64             | G   | Karen PARRISH         |   |   |     |
| 72             | D   | Rachael HANDS       |   |   |     |                |     |                       |   |   |     |
| 77             | D   | Karen ROWE [C]      |   |   |     |                |     |                       |   |   |     |
|                |     |                     |   |   |     |                |     |                       |   |   |     |
|                |     |                     |   |   |     |                |     |                       |   |   |     |
|                |     |                     |   |   |     |                |     |                       |   |   |     |
|                |     |                     |   |   |     |                |     |                       |   |   |     |
|                |     |                     |   |   |     |                |     |                       |   |   |     |
|                |     |                     |   |   |     |                |     |                       |   |   |     |

Pos = Position. G = Goals. A = Assists. PIM = Penalties in Minutes (Time).

| Goals |   |       |      |        |         |  | Penalties |      |      |        |         |     |
|-------|---|-------|------|--------|---------|--|-----------|------|------|--------|---------|-----|
| #     | P | Time  | Team | Scorer | Assists |  | P         | Time | Team | Player | Offence | PIM |
| 1     | 2 | 10:21 | QLD  | 14     | 12      |  |           |      |      |        |         |     |
| 2     |   |       |      |        |         |  |           |      |      |        |         |     |
| 3     |   |       |      |        |         |  |           |      |      |        |         |     |
| 4     |   |       |      |        |         |  |           |      |      |        |         |     |
| 5     |   |       |      |        |         |  |           |      |      |        |         |     |
| 6     |   |       |      |        |         |  |           |      |      |        |         |     |
| 7     |   |       |      |        |         |  |           |      |      |        |         |     |
| 8     |   |       |      |        |         |  |           |      |      |        |         |     |
| 9     |   |       |      |        |         |  |           |      |      |        |         |     |
| 10    |   |       |      |        |         |  |           |      |      |        |         |     |
| 11    |   |       |      |        |         |  |           |      |      |        |         |     |
| 12    |   |       |      |        |         |  |           |      |      |        |         |     |

P = Period. PIM = Penalty in Minutes (e.g. 2 = Minor, 5 = Major, etc.)

| Score By Period |   |   |    |       | Goaltender Statistics |   |      |       |       |
|-----------------|---|---|----|-------|-----------------------|---|------|-------|-------|
| Team            | 1 | 2 | OT | Total | Team                  | # | Time | Shots | Saves |
| VIC             | 0 | 0 |    | 0     |                       |   |      |       |       |
| FLD             | 0 | 1 |    | 1     |                       |   |      |       |       |

|                    |  |            |  |
|--------------------|--|------------|--|
| Home Captain/Coach |  | Official 1 |  |
| Away Captain/Coach |  | Official 2 |  |



# 2012 Broomball Australia National Championships - Scoresheet

|           |                          |          |             |       |           |                     |       |
|-----------|--------------------------|----------|-------------|-------|-----------|---------------------|-------|
| Game #    | 34                       | Division | Men'a Elite | Dt/Tm | Fri 0035  | Final Score (A – H) | 2 - 1 |
| Away Team | NSW Sliders              |          |             |       | Home Team | QLD Cyclones        |       |
| Officials | Alan Jabs & Cory Skilton |          |             |       |           |                     |       |

| Away Team: NSW |     |                    |   |   |     | Home Team: QLD |     |                    |   |   |     |
|----------------|-----|--------------------|---|---|-----|----------------|-----|--------------------|---|---|-----|
| #              | Pos | Name               | G | A | PIM | #              | Pos | Name               | G | A | PIM |
| 60             | C   | Saxon HOOPER (C)   |   |   |     | 24             | F   | Dominic AUTERI     |   |   |     |
| 1              | D   | Dane HANSEN        |   |   |     | 5              | F   | Mark McLENNAN (AC) |   |   |     |
| 7              | C   | Tim BROWN (AC)     |   |   |     | 15             | D   | Wade WRIGHT        |   |   |     |
| 49             | G   | James KRISTOF      |   |   |     | 20             | C   | Donald NORDIN (AC) |   |   |     |
| 50             | F   | Marc KUIPERS       |   |   |     | 21             | D   | Adam AUTERI        |   |   |     |
| 54             | F   | Andrew CAUSBY      |   | 1 |     | 42             | G   | Peter FRISKEN      |   |   |     |
| 64             | F   | Jason WHEELER      |   | 1 |     | 44             | D   | Robert LUCO        |   |   |     |
| 68             | F   | Luke SIMMONDS      | 1 |   |     | 47             | F   | Dan HAYDON         |   | 1 |     |
| 77             | C   | Peter YABSLEY (AC) |   |   |     | 55             | F   | Andrew FAZEL       |   |   |     |
| 87             | D   | Sam BOER           |   |   |     | 73             | C   | Rohan GOLDING (C)  | 1 |   |     |
| 83             | F   | Louis SULTANA      |   | 1 |     | 74             | F   | Julian LUCO        |   | 1 |     |
| 86             | D   | Damian COLYER      |   |   |     |                |     |                    |   |   |     |
| 92             | D   | Dominic COLYER     | 1 |   |     |                |     |                    |   |   |     |
|                |     |                    |   |   |     |                |     |                    |   |   |     |
|                |     |                    |   |   |     |                |     |                    |   |   |     |
|                |     |                    |   |   |     |                |     |                    |   |   |     |

Pos = Position. G = Goals. A = Assists. PIM = Penalties in Minutes (Time).

| Goals |   |       |      |        |         |    | Penalties |      |      |        |         |
|-------|---|-------|------|--------|---------|----|-----------|------|------|--------|---------|
| #     | P | Time  | Team | Scorer | Assists |    | P         | Time | Team | Player | Offence |
| 1     | 1 | 15:55 | QLD  | 73     | 74      | 47 |           |      |      |        |         |
| 2     | 1 | 5:18  | NSW  | 92     | 54      |    |           |      |      |        |         |
| 3     | 2 | 9:16  | NSW  | 68     | 64      | 83 |           |      |      |        |         |
| 4     |   |       |      |        |         |    |           |      |      |        |         |
| 5     |   |       |      |        |         |    |           |      |      |        |         |
| 6     |   |       |      |        |         |    |           |      |      |        |         |
| 7     |   |       |      |        |         |    |           |      |      |        |         |
| 8     |   |       |      |        |         |    |           |      |      |        |         |
| 9     |   |       |      |        |         |    |           |      |      |        |         |
| 10    |   |       |      |        |         |    |           |      |      |        |         |
| 11    |   |       |      |        |         |    |           |      |      |        |         |
| 12    |   |       |      |        |         |    |           |      |      |        |         |

P = Period. PIM = Penalty in Minutes (e.g. 2 = Minor, 5 = Major, etc.)

| Score By Period |   |   |    |       | Goaltender Statistics |   |      |       |       |
|-----------------|---|---|----|-------|-----------------------|---|------|-------|-------|
| Team            | 1 | 2 | OT | Total | Team                  | # | Time | Shots | Saves |
| NSW             | 1 | 1 |    | 2     |                       |   |      |       |       |
| QLD             | 1 | 0 |    | 1     |                       |   |      |       |       |

|                    |  |            |  |
|--------------------|--|------------|--|
| Home Captain/Coach |  | Official 1 |  |
| Away Captain/Coach |  | Official 2 |  |

## 2012 Broomball Australia National Championships - Scoresheet

|           |                           |          |             |           |            |                     |       |
|-----------|---------------------------|----------|-------------|-----------|------------|---------------------|-------|
| Game #    | 35                        | Division | Men'a Elite | Dt/Tm     | Fri 0115   | Final Score (A – H) | 1 – 2 |
| Away Team | VIC Thunder               |          |             | Home Team | ACT Flames |                     |       |
| Officials | Alan Jabs & Remi Veilleux |          |             |           |            |                     |       |

| Away Team: VIC  |     |                     |   |   |     | Home Team: ACT   |              |                        |   |   |     |
|-----------------|-----|---------------------|---|---|-----|------------------|--------------|------------------------|---|---|-----|
| #               | Pos | Name                | G | A | PIM | #                | Pos          | Name                   | G | A | PIM |
| 1               | C   | Clinton GENTLE (AC) |   |   |     | 1                | F            | Shane MARTIN (C)       |   |   |     |
| 04              | D   | Tony ESPOSITO       |   |   |     | 15               | C            | Bryce MARSHALL (AC)    |   |   |     |
| <del>05</del> 9 | F   | Brendan PARSONS     |   |   |     | <del>23</del> 34 | D            | Chris LUCAS            |   |   |     |
| 16              | C   | Cory SKILTON (C)    |   |   |     | 53               | F            | Tynan WHIGHT           |   |   |     |
| 27              | G   | Leigh HENDERSON     |   |   |     | 38               | G            | Robert WHEELWRIGHT     |   |   |     |
| <del>30</del> 5 | D   | Gilles FORGET       |   |   |     | <del>64</del>    | <del>G</del> | <del>Ben IRMISCH</del> |   |   |     |
| 32              | F   | Adam PEGG           |   |   |     | <del>70</del> 53 | D            | Scott WALKER (AC)      |   |   |     |
| 33              | D   | Steve KENNEDY       |   |   |     |                  |              |                        |   |   |     |
| 37              | D   | Wayne McBRIDE (AC)  |   |   |     |                  |              |                        |   |   |     |
| 41              | D   | Brad WATSON         |   |   |     |                  |              |                        |   |   |     |
| <del>50</del> 6 | D   | Brian KORSMAN       |   |   |     |                  |              |                        |   |   |     |
| <del>90</del> 5 | F   | Kevin FORGET        |   |   |     |                  |              |                        |   |   |     |
|                 |     |                     |   |   |     |                  |              |                        |   |   |     |
|                 |     |                     |   |   |     |                  |              |                        |   |   |     |
|                 |     |                     |   |   |     |                  |              |                        |   |   |     |
|                 |     |                     |   |   |     |                  |              |                        |   |   |     |

Pos = Position. G = Goals. A = Assists. PIM = Penalties in Minutes (Time).

| Goals |   |       |      |        |         |    | Penalties |       |      |        |          |     |
|-------|---|-------|------|--------|---------|----|-----------|-------|------|--------|----------|-----|
| #     | P | Time  | Team | Scorer | Assists |    | P         | Time  | Team | Player | Offence  | PIM |
| 1     | 1 | 8:41  | ACT  | 15     | 1       | 53 |           | 11:50 | VIC  | 41     | Tripping | 11  |
| 2     | 2 | 15:47 | ACT  | 15     | 34      | 1  |           |       |      |        |          |     |
| 3     | 2 | 7:30  | VIC  | 16     | 37      |    |           |       |      |        |          |     |
| 4     |   |       |      |        |         |    |           |       |      |        |          |     |
| 5     |   |       |      |        |         |    |           |       |      |        |          |     |
| 6     |   |       |      |        |         |    |           |       |      |        |          |     |
| 7     |   |       |      |        |         |    |           |       |      |        |          |     |
| 8     |   |       |      |        |         |    |           |       |      |        |          |     |
| 9     |   |       |      |        |         |    |           |       |      |        |          |     |
| 10    |   |       |      |        |         |    |           |       |      |        |          |     |
| 11    |   |       |      |        |         |    |           |       |      |        |          |     |
| 12    |   |       |      |        |         |    |           |       |      |        |          |     |

P = Period. PIM = Penalty in Minutes (e.g. 2 = Minor, 5 = Major, etc.)

| Score By Period |   |   |    |       | Goaltender Statistics |   |      |       |       |
|-----------------|---|---|----|-------|-----------------------|---|------|-------|-------|
| Team            | 1 | 2 | OT | Total | Team                  | # | Time | Shots | Saves |
| VIC             | 0 | 1 |    | 1     |                       |   |      |       |       |
| ACT             | 1 | 1 |    | 2     |                       |   |      |       |       |

|                    |  |            |  |
|--------------------|--|------------|--|
| Home Captain/Coach |  | Official 1 |  |
| Away Captain/Coach |  | Official 2 |  |

## 2012 Broomball Australia National Championships - Scoresheet

|           |                             |          |               |           |           |                     |     |
|-----------|-----------------------------|----------|---------------|-----------|-----------|---------------------|-----|
| Game #    | 36                          | Division | Women's Elite | Dt/Tm     | Fri 0155  | Final Score (A – H) | 0-4 |
| Away Team | VIC Thunder                 |          |               | Home Team | SA Sharks |                     |     |
| Officials | Olivia Boyd & Rohan Golding |          |               |           |           |                     |     |

| Away Team: VIC |     |                     |   |   |     | Home Team: SA |     |                    |   |   |     |
|----------------|-----|---------------------|---|---|-----|---------------|-----|--------------------|---|---|-----|
| #              | Pos | Name                | G | A | PIM | #             | Pos | Name               | G | A | PIM |
| 5              | F   | Georgia GIBLIN      |   |   |     | 2             | F   | Joy WORKMAN        |   |   |     |
| 7              | D   | Vanessa TUCKFIELD   |   |   |     | 11            | G   | Meagan McPHEE      |   |   |     |
| 14             | D   | Tarcha SALEEBA      |   |   |     | 14            | F   | Bronwyn MAYO       |   |   |     |
| 17             | G   | Megan LANYON        |   |   |     | 28            | D   | Ceitlin WALKER     |   |   |     |
| 19             | F   | Leisha SKILTON (AC) |   |   |     | 33            | F   | Kate IRVINE        |   |   |     |
| 22             | F   | Shanni MULLER (AC)  |   |   |     | 47            | F   | Alessia OBBIETTIVO |   |   |     |
| 23             | C   | Nicole CREASER      |   |   |     | 56            | D   | Natalie OLSEN      |   |   |     |
| 31             | F   | Joanne NGUYEN       |   |   |     | 75            | F   | Sal NEWENHAM       |   |   |     |
| 72             | D   | Rachael HANDS       |   |   |     | 99            | D   | Alana BRACKEN      |   |   |     |
| 77             | D   | Karen ROWE [C]      |   |   |     |               |     |                    |   |   |     |
|                |     |                     |   |   |     |               |     |                    |   |   |     |
|                |     |                     |   |   |     |               |     |                    |   |   |     |
|                |     |                     |   |   |     |               |     |                    |   |   |     |
|                |     |                     |   |   |     |               |     |                    |   |   |     |
|                |     |                     |   |   |     |               |     |                    |   |   |     |
|                |     |                     |   |   |     |               |     |                    |   |   |     |

Pos = Position. G = Goals. A = Assists. PIM = Penalties in Minutes (Time).

| Goals |   |       |      |        |         |    | Penalties |       |      |        |            |     |
|-------|---|-------|------|--------|---------|----|-----------|-------|------|--------|------------|-----|
| #     | P | Time  | Team | Scorer | Assists |    | P         | Time  | Team | Player | Offence    | PIM |
| 1     | 1 | 12:09 | SA   | 33     | 75      |    | 2         | 11:34 | VIC  | 5      | High Stick | 11  |
| 2     | 2 | 8:46  | SA   | 33     |         |    |           |       |      |        |            |     |
| 3     | 2 | 4:31  | SA   | 33     | 47      |    |           |       |      |        |            |     |
| 4     | 2 | 1:03  | SA   | 14     | 99      | 33 |           |       |      |        |            |     |
| 5     |   |       |      |        |         |    |           |       |      |        |            |     |
| 6     |   |       |      |        |         |    |           |       |      |        |            |     |
| 7     |   |       |      |        |         |    |           |       |      |        |            |     |
| 8     |   |       |      |        |         |    |           |       |      |        |            |     |
| 9     |   |       |      |        |         |    |           |       |      |        |            |     |
| 10    |   |       |      |        |         |    |           |       |      |        |            |     |
| 11    |   |       |      |        |         |    |           |       |      |        |            |     |
| 12    |   |       |      |        |         |    |           |       |      |        |            |     |

P = Period. PIM = Penalty in Minutes (e.g. 2 = Minor, 5 = Major, etc.)

| Score By Period |   |   |    |       | Goaltender Statistics |   |      |       |       |
|-----------------|---|---|----|-------|-----------------------|---|------|-------|-------|
| Team            | 1 | 2 | OT | Total | Team                  | # | Time | Shots | Saves |
| VIC             | 0 | 0 |    | 0     |                       |   |      |       |       |
| SA              | 1 | 3 |    | 4     |                       |   |      |       |       |

|                           |  |                   |  |
|---------------------------|--|-------------------|--|
| <b>Home Captain/Coach</b> |  | <b>Official 1</b> |  |
| <b>Away Captain/Coach</b> |  | <b>Official 2</b> |  |

## 2012 Broomball Australia National Championships - Scoresheet

|           |                               |          |               |           |          |                     |     |
|-----------|-------------------------------|----------|---------------|-----------|----------|---------------------|-----|
| Game #    | 37                            | Division | Women's Elite | Dt/Tm     | Fri 0230 | Final Score (A – H) | 4-0 |
| Away Team | NSW Sliders                   |          |               | Home Team |          | QLD Cyclones        |     |
| Officials | Cory Skilton & Bryce Marshall |          |               |           |          |                     |     |

| Away Team: NSW |     |                      |   |   |     | Home Team: QLD |     |                       |   |   |     |
|----------------|-----|----------------------|---|---|-----|----------------|-----|-----------------------|---|---|-----|
| #              | Pos | Name                 | G | A | PIM | #              | Pos | Name                  | G | A | PIM |
| 6              | F   | Bec DAVIS            |   |   |     | 2              | D   | L MULLER-NORDIN (AC)  |   |   |     |
| 8              | F   | Joanne MITCHELL (AC) |   |   |     | 7              | F   | Chantelle PIVA [C]    |   |   |     |
| 16             | C   | Kerry BAXTER [C]     |   |   |     | 12             | F   | Christie LEAHY        |   |   |     |
| 17             | D   | Karen BOER           |   |   |     | 14             | F   | Liz LUQUE             |   |   |     |
| 23             | F   | Dhyana SCARANO       |   |   |     | 27             | D   | Irena ZAGORSKIS       |   |   |     |
| 28             | F   | Sarah HELLYER        |   |   |     | 36             | F   | Heather VEILLEUX (AC) |   |   |     |
| 44             | D   | Catherine McDONALD   |   |   |     | 63             | D   | Chantelle GRUAR       |   |   |     |
| 58             | D   | Anke VERMEULEN       |   |   |     | 64             | G   | Karen PARRISH         |   |   |     |
| 73             | G   | Shannon VOST         |   |   |     |                |     |                       |   |   |     |
| 88             | C   | Lauren GOULDEN (AC)  |   |   |     |                |     |                       |   |   |     |
|                |     |                      |   |   |     |                |     |                       |   |   |     |
|                |     |                      |   |   |     |                |     |                       |   |   |     |
|                |     |                      |   |   |     |                |     |                       |   |   |     |
|                |     |                      |   |   |     |                |     |                       |   |   |     |
|                |     |                      |   |   |     |                |     |                       |   |   |     |
|                |     |                      |   |   |     |                |     |                       |   |   |     |

Pos = Position. G = Goals. A = Assists. PIM = Penalties in Minutes (Time).

| Goals |   |       |      |        |         |    | Penalties |       |      |        |              |     |
|-------|---|-------|------|--------|---------|----|-----------|-------|------|--------|--------------|-----|
| #     | P | Time  | Team | Scorer | Assists |    | P         | Time  | Team | Player | Offence      | PIM |
| 1     | 1 | 12:21 | NSW  | 23     | 6       | 8  | 1         | 14:22 | QLD  | 27     | Tripping     | 11  |
| 2     | 1 | 7:16  | NSW  | 44     | 23      | 17 | 2         | 9:59  | QLD  | 12     | Interference | 11  |
| 3     | 1 | 1:34  | NSW  | 88     |         |    | 2         | 3:56  | NSW  | 16     | High Stick   | 11  |
| 4     | 2 | 5:45  | NSW  | 88     | 23      | 8  |           |       |      |        |              |     |
| 5     |   |       |      |        |         |    |           |       |      |        |              |     |
| 6     |   |       |      |        |         |    |           |       |      |        |              |     |
| 7     |   |       |      |        |         |    |           |       |      |        |              |     |
| 8     |   |       |      |        |         |    |           |       |      |        |              |     |
| 9     |   |       |      |        |         |    |           |       |      |        |              |     |
| 10    |   |       |      |        |         |    |           |       |      |        |              |     |
| 11    |   |       |      |        |         |    |           |       |      |        |              |     |
| 12    |   |       |      |        |         |    |           |       |      |        |              |     |

P = Period. PIM = Penalty in Minutes (e.g. 2 = Minor, 5 = Major, etc.)

| Score By Period |   |   |    |       | Goaltender Statistics |   |      |       |       |
|-----------------|---|---|----|-------|-----------------------|---|------|-------|-------|
| Team            | 1 | 2 | OT | Total | Team                  | # | Time | Shots | Saves |
| NSW             | 3 | 1 |    | 4     |                       |   |      |       |       |
| QLD             | 0 | 0 |    | 0     |                       |   |      |       |       |

|                    |  |            |  |
|--------------------|--|------------|--|
| Home Captain/Coach |  | Official 1 |  |
| Away Captain/Coach |  | Official 2 |  |

## 2012 Broomball Australia National Championships - Scoresheet

no website page #

4 v 1 S/F

|           |                          |          |                    |           |             |                     |       |
|-----------|--------------------------|----------|--------------------|-----------|-------------|---------------------|-------|
| Game #    | 38                       | Division | Men's Intermediate | Dt/Tm     | Fri 0305    | Final Score (A – H) | 1 – 0 |
| Away Team | Victoria Thunder         |          |                    | Home Team | NSW Sliders |                     |       |
| Officials | Alan Jabs + Cory Skilton |          |                    |           |             |                     |       |

| Away Team: NSW |              |                          |   |   |     | Home Team: VIC |     |                          |   |   |     |
|----------------|--------------|--------------------------|---|---|-----|----------------|-----|--------------------------|---|---|-----|
| #              | Pos          | Name                     | G | A | PIM | #              | Pos | Name                     | G | A | PIM |
| 2              | C            | Andrew CHAPMAN [C]       |   |   |     | 10             | F   | Tristan-Scott KHONG (AC) |   |   |     |
| 11             | D            | Jeff FERRERA             |   |   |     | 18             | G   | Carl SARELIUS            |   |   |     |
| 14             | D            | Matt HELLYER             |   |   |     | 24             | F   | Chris HODSON             |   |   |     |
| 24             | F            | Jarad FERRERA            |   | 1 |     | 32             | C   | Adam PEGG (AC)           |   |   |     |
| 27             | F            | Tim ROFFEY (AC)          |   |   |     | 44             | D   | Mark CAROSELLI           |   |   |     |
| <del>37</del>  | <del>F</del> | <del>Brett ACKLING</del> |   |   |     | 56             | F   | Luca KUMPIES             |   |   |     |
| 41             | C            | Zac LAW (AC)             |   |   |     | 78             | F   | Chris VERGOS             |   |   |     |
| 57             | F            | Mark FERRERA             | 1 |   |     | 85             | D   | Eder RAMOS               |   |   |     |
| 74             | D            | Daniel PATERSON          |   |   |     | 88             | D   | Daniel PAYNE [C]         |   |   |     |
| 90             | D            | Craig SADLER             |   |   |     | 91             | F   | Cameron VEAL             |   |   |     |
| 95             | G            | Ben IRMISCH              |   |   |     | 93             | F   | Steve KENNEDY            |   |   | 11  |
| <del>96</del>  | <del>F</del> | <del>Kevin CHEN</del>    |   |   |     |                |     |                          |   |   |     |
|                |              |                          |   |   |     |                |     |                          |   |   |     |
|                |              |                          |   |   |     |                |     |                          |   |   |     |
|                |              |                          |   |   |     |                |     |                          |   |   |     |

Pos = Position. G = Goals. A = Assists. PIM = Penalties in Minutes (Time).

[illegible]

P = Period. PIM = Penalty in Minutes (e.g. 2 = Minor, 5 = Major, etc.)

| Score By Period |   |   |    |       | Goaltender Statistics |   |      |       |       |
|-----------------|---|---|----|-------|-----------------------|---|------|-------|-------|
| Team            | 1 | 2 | OT | Total | Team                  | # | Time | Shots | Saves |
| NSW             | 1 | 0 |    | 1     |                       |   |      |       |       |
| VIC             | 0 | 0 |    | 0     |                       |   |      |       |       |

|                    |  |            |  |
|--------------------|--|------------|--|
| Home Captain/Coach |  | Official 1 |  |
| Away Captain/Coach |  | Official 2 |  |

## 2012 Broomball Australia National Championships - Scoresheet

No Data Entered

|           |                        |          |                    |           |              |                     |       |
|-----------|------------------------|----------|--------------------|-----------|--------------|---------------------|-------|
| Game #    | 39                     | Division | Men's Intermediate | Dt/Tm     | Fri 0355     | Final Score (A - H) | 0 - 1 |
| Away Team | SA Sharks              |          |                    | Home Team | QLD Cyclones |                     |       |
| Officials | Alan Vahs + Doug Nixon |          |                    |           |              |                     |       |

[illegible]

Pos = Position. G = Goals. A = Assists. PIM = Penalties in Minutes (Time).

[illegible]

P = Period. PIM = Penalty in Minutes (e.g. 2 = Minor, 5 = Major, etc.)

| Score By Period |   |   |    |       | Goaltender Statistics |   |      |       |       |
|-----------------|---|---|----|-------|-----------------------|---|------|-------|-------|
| Team            | 1 | 2 | OT | Total | Team                  | # | Time | Shots | Saves |
| SA              | 0 | 0 |    | 0     |                       |   |      |       |       |
| GLD             | 1 | 0 |    | 1     |                       |   |      |       |       |

|                           |  |                   |  |
|---------------------------|--|-------------------|--|
| <b>Home Captain/Coach</b> |  | <b>Official 1</b> |  |
| <b>Away Captain/Coach</b> |  | <b>Official 2</b> |  |



## 2012 Broomball Australia National Championships - Scoresheet

|           |                        |          |               |       |           |                     |     |
|-----------|------------------------|----------|---------------|-------|-----------|---------------------|-----|
| Game #    | 40                     | Division | Women's Elite | Dt/Tm | Fri 0445  | Final Score (A – H) | 0-4 |
| Away Team | VIC Thunder            |          |               |       | Home Team | NSW Sliders         |     |
| Officials | Alan Jabs & Don Nordin |          |               |       |           |                     |     |

| Away Team: VIC |     |                     |   |   |     | Home Team: NSW |     |                      |   |   |     |
|----------------|-----|---------------------|---|---|-----|----------------|-----|----------------------|---|---|-----|
| #              | Pos | Name                | G | A | PIM | #              | Pos | Name                 | G | A | PIM |
| 5              | F   | Georgia GIBLIN      |   |   |     | 6              | F   | Bec DAVIS            |   |   |     |
| 7              | D   | Vanessa TUCKFIELD   |   |   |     | 8              | F   | Joanne MITCHELL (AC) |   |   |     |
| 14             | D   | Tarcha SALEEBA      |   |   |     | 16             | C   | Kerry BAXTER [C]     |   |   |     |
| 17             | G   | Megan LANYON        |   |   |     | 17             | D   | Karen BOER           |   |   |     |
| 19             | F   | Leisha SKILTON (AC) |   |   |     | 23             | F   | Dhyana SCARANO       |   |   |     |
| 22             | F   | Shanni MULLER (AC)  |   |   |     | 28             | F   | Sarah HELLYER        |   |   |     |
| 23             | C   | Nicole CREASER      |   |   |     | 44             | D   | Catherine McDONALD   |   |   |     |
| 31             | F   | Joanne NGUYEN       |   |   |     | 58             | D   | Anke VERMEULEN       |   |   |     |
| 72             | D   | Rachael HANDS       |   |   |     | 73             | G   | Shannon VOST         |   |   |     |
| 77             | D   | Karen ROWE [C]      |   |   |     | 88             | C   | Lauren GOULDEN (AC)  |   |   |     |
| 3              | F   | Chanelle Novak      |   |   |     |                |     |                      |   |   |     |
|                |     |                     |   |   |     |                |     |                      |   |   |     |
|                |     |                     |   |   |     |                |     |                      |   |   |     |
|                |     |                     |   |   |     |                |     |                      |   |   |     |
|                |     |                     |   |   |     |                |     |                      |   |   |     |
|                |     |                     |   |   |     |                |     |                      |   |   |     |

Pos = Position. G = Goals. A = Assists. PIM = Penalties in Minutes (Time).

Pos = Position. G = Goals. A = Assists. PIM = Penalties in Minutes (Time).

| Goals |   |       |      |        |         |  | Penalties |      |      |        |                         |     |
|-------|---|-------|------|--------|---------|--|-----------|------|------|--------|-------------------------|-----|
| #     | P | Time  | Team | Scorer | Assists |  | P         | Time | Team | Player | Offence                 | PIM |
| 1     | 1 | 14:15 | NSW  | 28     | 6       |  | 1         | 0:36 | VIC  | 23     | Unsportsmanlike Conduct | 11  |
| 2     | 1 | 10:56 | NSW  | 16     |         |  | 2         | 3:59 | NSW  | 58     | Tripping                | 11  |
| 3     | 2 | 6:58  | NSW  | 44     | 6       |  |           |      |      |        |                         |     |
| 4     | 2 | 5:58  | NSW  | 88     | 16      |  |           |      |      |        |                         |     |
| 5     |   |       |      |        |         |  |           |      |      |        |                         |     |
| 6     |   |       |      |        |         |  |           |      |      |        |                         |     |
| 7     |   |       |      |        |         |  |           |      |      |        |                         |     |
| 8     |   |       |      |        |         |  |           |      |      |        |                         |     |
| 9     |   |       |      |        |         |  |           |      |      |        |                         |     |
| 10    |   |       |      |        |         |  |           |      |      |        |                         |     |
| 11    |   |       |      |        |         |  |           |      |      |        |                         |     |
| 12    |   |       |      |        |         |  |           |      |      |        |                         |     |

P = Period. PIM = Penalty in Minutes (e.g. 2 = Minor, 5 = Major, etc.)

| Score By Period |   |   |    |       | Goaltender Statistics |   |      |       |       |
|-----------------|---|---|----|-------|-----------------------|---|------|-------|-------|
| Team            | 1 | 2 | OT | Total | Team                  | # | Time | Shots | Saves |
| VIC             | 0 | 0 |    | 0     |                       |   |      |       |       |
| NSW             | 2 | 2 |    | 4     |                       |   |      |       |       |

|                    |  |            |  |
|--------------------|--|------------|--|
| Home Captain/Coach |  | Official 1 |  |
| Away Captain/Coach |  | Official 2 |  |

## 2012 Broomball Australia National Championships - Scoresheet

|           |                            |          |               |           |          |                     |       |
|-----------|----------------------------|----------|---------------|-----------|----------|---------------------|-------|
| Game #    | 41                         | Division | Women's Elite | Dt/Tm     | Fri 0520 | Final Score (A – H) | 2 - 0 |
| Away Team | ACT Phoenix                |          |               | Home Team |          | QLD Cyclones        |       |
| Officials | Doug Nixon & Meagan McPhee |          |               |           |          |                     |       |

[illegible]

| Goals |   |       |      |        |         |  | Penalties |                  |      |        |          |     |
|-------|---|-------|------|--------|---------|--|-----------|------------------|------|--------|----------|-----|
| #     | P | Time  | Team | Scorer | Assists |  | P         | Time             | Team | Player | Offence  | PIM |
| 1     | 1 | 14:22 | ACT  | 2      | 7       |  | 2         | <del>12:03</del> | ACT  | 2-1    | Charging | 2   |
| 2     | 1 | 10:46 | ACT  | 21     | 2       |  |           |                  |      |        |          |     |
| 3     |   |       |      |        |         |  |           |                  |      |        |          |     |
| 4     |   |       |      |        |         |  |           |                  |      |        |          |     |
| 5     |   |       |      |        |         |  |           |                  |      |        |          |     |
| 6     |   |       |      |        |         |  |           |                  |      |        |          |     |
| 7     |   |       |      |        |         |  |           |                  |      |        |          |     |
| 8     |   |       |      |        |         |  |           |                  |      |        |          |     |
| 9     |   |       |      |        |         |  |           |                  |      |        |          |     |
| 10    |   |       |      |        |         |  |           |                  |      |        |          |     |
| 11    |   |       |      |        |         |  |           |                  |      |        |          |     |
| 12    |   |       |      |        |         |  |           |                  |      |        |          |     |

P = Period. PIM = Penalty in Minutes (e.g. 2 = Minor, 5 = Major, etc.)

| Score By Period |   |   |    |       | Goaltender Statistics |   |      |       |       |
|-----------------|---|---|----|-------|-----------------------|---|------|-------|-------|
| Team            | 1 | 2 | OT | Total | Team                  | # | Time | Shots | Saves |
| ACT             | 2 | 0 |    | 2     |                       |   |      |       |       |
| SLP             | 0 | 0 |    | 0     |                       |   |      |       |       |

|                    |  |            |  |
|--------------------|--|------------|--|
| Home Captain/Coach |  | Official 1 |  |
| Away Captain/Coach |  | Official 2 |  |



# 2012 Broomball Australia National Championships - Scoresheet

|           |                        |          |             |       |           |                     |       |
|-----------|------------------------|----------|-------------|-------|-----------|---------------------|-------|
| Game #    | 42                     | Division | Men's Elite | Dt/Tm | Fri 0555  | Final Score (A – H) | 0 – 9 |
| Away Team | VIC Thunder            |          |             |       | Home Team | NSW Sliders         |       |
| Officials | Doug Nixon & Alan Jabs |          |             |       |           |                     |       |

| Away Team: VIC |     |                     |   |   |     | Home Team: NSW |     |                    |    |    |     |
|----------------|-----|---------------------|---|---|-----|----------------|-----|--------------------|----|----|-----|
| #              | Pos | Name                | G | A | PIM | #              | Pos | Name               | G  | A  | PIM |
| 1              | C   | Clinton GENTLE (AC) |   |   |     | 60             | C   | Saxon HOOPER (C)   |    |    |     |
| 04             | D   | Tony ESPOSITO       |   |   |     | 1              | D   | Dane HANSEN        |    |    |     |
| 15             | F   | Brendan PARSONS     |   |   |     | 7              | C   | Tim BROWN (AC)     | 11 |    |     |
| 16             | C   | Cory SKILTON (C)    |   |   |     | 49             | G   | James KRISTOF      |    |    |     |
| 27             | G   | Leigh HENDERSON     |   |   |     | 50             | F   | Marc KUIPERS       |    | 11 |     |
| 30             | D   | Gilles FORGET       |   |   |     | 54             | F   | Andrew CAUSBY      | 11 | 1  |     |
| 32             | F   | Adam PEGG           |   |   |     | 64             | F   | Jason WHEELER      | 1  |    |     |
| 33             | D   | Steve KENNEDY       |   |   |     | 68             | F   | Luke SIMMONDS      | 1  | 1  |     |
| 37             | D   | Wayne McBRIDE (AC)  |   |   |     | 77             | C   | Peter YABSLEY (AC) | 1  | 11 |     |
| 41             | D   | Brad WATSON         |   |   |     | 87             | D   | Sam BOER           |    | 1  |     |
| 50             | D   | Brian KORSMAN       |   |   |     | 83             | F   | Louis SULTANA      | 1  |    |     |
| 95             | F   | Kevin FORGET        |   |   |     | 86             | D   | Damian COLYER      |    |    |     |
|                |     |                     |   |   |     | 92             | D   | Dominic COLYER     | 1  | 1  |     |
|                |     |                     |   |   |     |                |     |                    |    |    |     |
|                |     |                     |   |   |     |                |     |                    |    |    |     |
|                |     |                     |   |   |     |                |     |                    |    |    |     |
|                |     |                     |   |   |     |                |     |                    |    |    |     |

Pos = Position. G = Goals. A = Assists. PIM = Penalties in Minutes (Time).

| Goals |   |       |      |        |         |    | Penalties |      |      |        |         |     |
|-------|---|-------|------|--------|---------|----|-----------|------|------|--------|---------|-----|
| #     | P | Time  | Team | Scorer | Assists |    | P         | Time | Team | Player | Offence | PIM |
| 1     | 1 | 15:09 | NSW  | 7      | 50      |    |           |      |      |        |         |     |
| 2     | 1 | 13:13 | NSW  | 92     |         |    |           |      |      |        |         |     |
| 3     | 1 | 11:49 | NSW  | 77     | 68      | 54 |           |      |      |        |         |     |
| 4     | 1 | 10:50 | NSW  | 7      | 92      |    |           |      |      |        |         |     |
| 5     | 1 | 9:12  | NSW  | 54     |         |    |           |      |      |        |         |     |
| 6     | 1 | 8:01  | NSW  | 68     | 77      |    |           |      |      |        |         |     |
| 7     | 2 | 8:01  | NSW  | 54     | 77      |    |           |      |      |        |         |     |
| 8     | 2 | 4:07  | NSW  | 83     | 87      | 50 |           |      |      |        |         |     |
| 9     | 2 | 0:09  | NSW  | 64     |         |    |           |      |      |        |         |     |
| 10    |   |       |      |        |         |    |           |      |      |        |         |     |
| 11    |   |       |      |        |         |    |           |      |      |        |         |     |
| 12    |   |       |      |        |         |    |           |      |      |        |         |     |

P = Period. PIM = Penalty in Minutes (e.g. 2 = Minor, 5 = Major, etc.)

| Score By Period |   |   |    |       | Goaltender Statistics |   |      |       |       |
|-----------------|---|---|----|-------|-----------------------|---|------|-------|-------|
| Team            | 1 | 2 | OT | Total | Team                  | # | Time | Shots | Saves |
| VIC             | 0 | 0 |    | 0     |                       |   |      |       |       |
| NSW             | 6 | 3 |    | 9     |                       |   |      |       |       |

|                    |  |            |  |
|--------------------|--|------------|--|
| Home Captain/Coach |  | Official 1 |  |
| Away Captain/Coach |  | Official 2 |  |

## 2012 Broomball Australia National Championships - Scoresheet

|           |                              |          |             |           |          |                     |       |
|-----------|------------------------------|----------|-------------|-----------|----------|---------------------|-------|
| Game #    | 43                           | Division | Men's Elite | Dt/Tm     | Fri 0635 | Final Score (A – H) | 0 – 0 |
| Away Team | SA Sharks                    |          |             | Home Team |          | QLD Cyclones        |       |
| Officials | Cory Skilton & Remi Veilleux |          |             |           |          |                     |       |

[illegible]

Pos = Position. G = Goals. A = Assists. PIM = Penalties in Minutes (Time).

| Goals |   |      |      |        |         |  | Penalties |       |      |        |              |      |
|-------|---|------|------|--------|---------|--|-----------|-------|------|--------|--------------|------|
| #     | P | Time | Team | Scorer | Assists |  | P         | Time  | Team | Player | Offence      | PIM  |
| 1     |   | 1    |      |        |         |  | 1         | 13:00 | SIA  | 44     | Roughing     | 11   |
| 2     |   |      |      |        |         |  | 1         | 10:20 | SA   | 31     | Boarding     | 11   |
| 3     |   |      |      |        |         |  | 1         | 8:40  | OLD  | 44     | charging     | 2-11 |
| 4     |   |      |      |        |         |  | 1         | 9:20  | OLD  | 44     | HIGH stick   | 11   |
| 5     |   |      |      |        |         |  | 2         | 16:30 | SA   | 32     | Tipping      | 11   |
| 6     |   |      |      |        |         |  | 2         | 7:02  | QLD  | 15     | Interference | 11   |
| 7     |   |      |      |        |         |  | 2         | 1:32  | SA   | 8      | Interference | 11   |
| 8     |   |      |      |        |         |  |           |       |      |        |              |      |
| 9     |   |      |      |        |         |  |           |       |      |        |              |      |
| 10    |   |      |      |        |         |  |           |       |      |        |              |      |
| 11    |   |      |      |        |         |  |           |       |      |        |              |      |
| 12    |   |      |      |        |         |  |           |       |      |        |              |      |

P = Period, PIM = Penalty in Minutes (e.g. 2 = Minor, 5 = Major, etc.)

| Score By Period |   |   |    |       | Goaltender Statistics |   |      |       |       |
|-----------------|---|---|----|-------|-----------------------|---|------|-------|-------|
| Team            | 1 | 2 | OT | Total | Team                  | # | Time | Shots | Saves |
| SA              | 0 | 0 |    | 0     |                       |   |      |       |       |
| GLD             | 0 | 0 |    | 0     |                       |   |      |       |       |

|                    |  |            |  |
|--------------------|--|------------|--|
| Home Captain/Coach |  | Official 1 |  |
| Away Captain/Coach |  | Official 2 |  |

## 2012 Broomball Australia National Championships - Scoresheet

|           |                               |          |               |           |           |                     |       |
|-----------|-------------------------------|----------|---------------|-----------|-----------|---------------------|-------|
| Game #    | 44                            | Division | Women's Elite | Dt/Tm     | Fri 0715  | Final Score (A – H) | 0 – 3 |
| Away Team | QLD Cyclones                  |          |               | Home Team | SA Sharks |                     |       |
| Officials | Cory Skilton & Bryce Marshall |          |               |           |           |                     |       |

| Away Team: QLD |     |                       |   |   |     | Home Team: SA |     |                    |   |   |     |
|----------------|-----|-----------------------|---|---|-----|---------------|-----|--------------------|---|---|-----|
| #              | Pos | Name                  | G | A | PIM | #             | Pos | Name               | G | A | PIM |
| 2              | D   | L MULLER-NORDIN (AC)  |   |   |     | 2             | F   | Joy WORKMAN        |   |   |     |
| 7              | F   | Chantelle PIVA [C]    |   |   |     | 11            | G   | Meagan McPHEE      |   |   |     |
| 12             | F   | Christie LEAHY        |   |   |     | 14            | F   | Bronwyn MAYO       |   |   |     |
| 14             | F   | Liz LUQUE             |   |   |     | 28            | D   | Ceitlin WALKER     |   |   |     |
| 27             | D   | Irena ZAGORSKIS       |   |   |     | 33            | F   | Kate IRVINE        |   |   |     |
| 36             | F   | Heather VEILLEUX (AC) |   |   |     | 47            | F   | Alessia OBBIETTIVO |   |   |     |
| 63             | D   | Chantelle GRUAR       |   |   |     | 50-54         | D   | Natalie OLSEN      |   |   |     |
| 64             | G   | Karen PARRISH         |   |   |     | 75            | F   | Sal NEWENHAM       |   |   |     |
|                |     |                       |   |   |     | 99            | D   | Alana BRACKEN      |   |   |     |
|                |     |                       |   |   |     |               |     |                    |   |   |     |
|                |     |                       |   |   |     |               |     |                    |   |   |     |
|                |     |                       |   |   |     |               |     |                    |   |   |     |
|                |     |                       |   |   |     |               |     |                    |   |   |     |
|                |     |                       |   |   |     |               |     |                    |   |   |     |
|                |     |                       |   |   |     |               |     |                    |   |   |     |
|                |     |                       |   |   |     |               |     |                    |   |   |     |
|                |     |                       |   |   |     |               |     |                    |   |   |     |
|                |     |                       |   |   |     |               |     |                    |   |   |     |
|                |     |                       |   |   |     |               |     |                    |   |   |     |
|                |     |                       |   |   |     |               |     |                    |   |   |     |
|                |     |                       |   |   |     |               |     |                    |   |   |     |
|                |     |                       |   |   |     |               |     |                    |   |   |     |
|                |     |                       |   |   |     |               |     |                    |   |   |     |

Pos = Position. G = Goals. A = Assists. PIM = Penalties in Minutes (Time).

| Goals |   |      |      |        |         |    | Penalties |       |      |        |          |     |
|-------|---|------|------|--------|---------|----|-----------|-------|------|--------|----------|-----|
| #     | P | Time | Team | Scorer | Assists |    | P         | Time  | Team | Player | Offence  | PIM |
| 1     | 2 | 9:22 | SA   | 75     | 14      |    | 1         | 1:28  | QLD  | 14     | Slashing | 11  |
| 2     | 2 | 7:42 | SA   | 14     | 99      |    | 2         | 13:35 | SA   | 33     | Carrying | 11  |
| 3     | 2 | 0:24 | SA   | 75     | 28      | 24 | 2         | 4:10  | QLD  | 27     | Slashing | 11  |
| 4     |   |      |      |        |         |    |           |       |      |        |          |     |
| 5     |   |      |      |        |         |    |           |       |      |        |          |     |
| 6     |   |      |      |        |         |    |           |       |      |        |          |     |
| 7     |   |      |      |        |         |    |           |       |      |        |          |     |
| 8     |   |      |      |        |         |    |           |       |      |        |          |     |
| 9     |   |      |      |        |         |    |           |       |      |        |          |     |
| 10    |   |      |      |        |         |    |           |       |      |        |          |     |
| 11    |   |      |      |        |         |    |           |       |      |        |          |     |
| 12    |   |      |      |        |         |    |           |       |      |        |          |     |

P = Period. PIM = Penalty in Minutes (e.g. 2 = Minor, 5 = Major, etc.)

| Score By Period |   |   |    |       | Goaltender Statistics |   |      |       |       |
|-----------------|---|---|----|-------|-----------------------|---|------|-------|-------|
| Team            | 1 | 2 | OT | Total | Team                  | # | Time | Shots | Saves |
| QLD             | 0 | 0 |    | 0     |                       |   |      |       |       |
| SA              | 0 | 3 |    | 3     |                       |   |      |       |       |

|                    |  |            |  |
|--------------------|--|------------|--|
| Home Captain/Coach |  | Official 1 |  |
| Away Captain/Coach |  | Official 2 |  |

## 2012 Broomball Australia National Championships - Scoresheet

|           |                           |          |            |           |             |                     |       |
|-----------|---------------------------|----------|------------|-----------|-------------|---------------------|-------|
| Game #    | 45                        | Division | Mens Elite | Dt/Tm     | Fri 0750    | Final Score (A – H) | 0 – 2 |
| Away Team | SA Sharks                 |          |            | Home Team | NSW Sliders |                     |       |
| Officials | Cory Skilton & Doug Nixon |          |            |           |             |                     |       |

| Away Team: SA |     |                  |   |   |     | Home Team: NSW |     |                    |   |   |     |
|---------------|-----|------------------|---|---|-----|----------------|-----|--------------------|---|---|-----|
| #             | Pos | Name             | G | A | PIM | #              | Pos | Name               | G | A | PIM |
| 4             | F   | Matt PRYOR       |   |   |     | 60             | C   | Saxon HOOPER (C)   | 1 |   |     |
| 8             | F   | Kim SHAPLEY      |   |   |     | 1              | D   | Dane HANSEN        |   | 1 |     |
| 13            | F   | Andrew MASSON    |   |   |     | 7              | C   | Tim BROWN (AC)     |   | 1 |     |
| 23            | D   | Craig BARRETT    |   |   |     | 49             | G   | James KRISTOF      |   |   |     |
| 31            | D   | Casper FERTIER   |   |   |     | 50             | F   | Marc KUIPERS       |   |   |     |
| 32            | F   | Luca OBIETTIVO   |   |   |     | 54             | F   | Andrew CAUSBY      |   |   |     |
| 34            | D   | Gerry McCAFFERY  |   |   |     | 64             | F   | Jason WHEELER      |   | 1 |     |
| 65            | F   | Matt IRVINE      |   |   |     | 68             | F   | Luke SIMMONDS      |   |   |     |
| 71            | D   | Adam COLLINS     |   |   | 11  | 77             | C   | Peter YABSLEY (AC) | 1 | 1 |     |
| 86            | G   | Brendon NEWCOMBE |   |   |     | 87             | D   | Sam BOER           |   |   | 11  |
| 87            | F   | Tim BOOTH        |   |   |     | 83             | F   | Louis SULTANA      |   |   |     |
|               |     |                  |   |   |     | 86             | D   | Damian COLYER      |   |   |     |
|               |     |                  |   |   |     | 92             | D   | Dominic COLYER     |   |   |     |
|               |     |                  |   |   |     |                |     |                    |   |   |     |
|               |     |                  |   |   |     |                |     |                    |   |   |     |
|               |     |                  |   |   |     |                |     |                    |   |   |     |
|               |     |                  |   |   |     |                |     |                    |   |   |     |

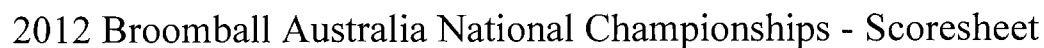
Pos = Position. G = Goals. A = Assists. PIM = Penalties in Minutes (Time).

| Goals |   |       |      |        |         |    | Penalties |       |      |        |                      |     |  |
|-------|---|-------|------|--------|---------|----|-----------|-------|------|--------|----------------------|-----|--|
| #     | P | Time  | Team | Scorer | Assists |    | P         | Time  | Team | Player | Offence              | PIM |  |
| 1     | 1 | 12:02 | NSW  | 60     | 7       | 77 | 1         | 12:25 | SA   | 71     | Roughing<br>Tripping | 11  |  |
| 2     | 2 | 9:39  | NSW  | 77     | 64      | 1  | 2         | 3:38  | NSW  | 87     |                      | 11  |  |
| 3     |   |       |      |        |         |    |           |       |      |        |                      |     |  |
| 4     |   |       |      |        |         |    |           |       |      |        |                      |     |  |
| 5     |   |       |      |        |         |    |           |       |      |        |                      |     |  |
| 6     |   |       |      |        |         |    |           |       |      |        |                      |     |  |
| 7     |   |       |      |        |         |    |           |       |      |        |                      |     |  |
| 8     |   |       |      |        |         |    |           |       |      |        |                      |     |  |
| 9     |   |       |      |        |         |    |           |       |      |        |                      |     |  |
| 10    |   |       |      |        |         |    |           |       |      |        |                      |     |  |
| 11    |   |       |      |        |         |    |           |       |      |        |                      |     |  |
| 12    |   |       |      |        |         |    |           |       |      |        |                      |     |  |

P = Period. PIM = Penalty in Minutes (e.g. 2 = Minor, 5 = Major, etc.)

| Score By Period |   |   |    |       | Goaltender Statistics |   |      |       |       |
|-----------------|---|---|----|-------|-----------------------|---|------|-------|-------|
| Team            | 1 | 2 | OT | Total | Team                  | # | Time | Shots | Saves |
| SA              | 0 | 0 |    | 0     |                       |   |      |       |       |
| NSW             | 1 | 1 |    | 2     |                       |   |      |       |       |

|                    |  |            |  |
|--------------------|--|------------|--|
| Home Captain/Coach |  | Official 1 |  |
| Away Captain/Coach |  | Official 2 |  |



| Away Team: QLD |     |                    |   |   |     | Home Team: ACT   |     |                               |   |   |     |
|----------------|-----|--------------------|---|---|-----|------------------|-----|-------------------------------|---|---|-----|
| #              | Pos | Name               | G | A | PIM | #                | Pos | Name                          | G | A | PIM |
| 1              | F   | Dominic AUTERI     |   |   |     | 1                | F   | Shane MARTIN (C)              |   |   |     |
| 5              | F   | Mark McLENNAN (AC) |   |   |     | 15               | C   | Bryce MARSHALL (AC)           |   |   |     |
| 15             | D   | Wade WRIGHT        |   |   |     | <del>26</del> 34 | D   | Chris LUCAS                   |   |   |     |
| 20             | C   | Donald NORDIN (AC) |   |   |     | <del>53</del> 38 | F   | Tynan WHIGHT                  |   |   | 11  |
| 21             | D   | Adam AUTERI        |   |   |     | <del>38</del>    | G   | <del>Robert WHEELWRIGHT</del> |   |   |     |
| 42             | G   | Peter FRISKEN      |   |   |     | 64               | G   | Ben IRMISCH                   |   |   |     |
| 44             | D   | Robert LUCO        |   |   |     | <del>70</del> 53 | D   | Scott WALKER (AC)             |   |   |     |
| 47             | F   | Dan HAYDON         |   |   |     |                  |     |                               |   |   |     |
| 55             | F   | Andrew FAZEL       |   |   |     |                  |     |                               |   |   |     |
| 73             | C   | Rohan GOLDING (C)  |   |   |     |                  |     |                               |   |   |     |
| 74             | F   | Julian LUCO        |   |   |     |                  |     |                               |   |   |     |
|                |     |                    |   |   |     |                  |     |                               |   |   |     |
|                |     |                    |   |   |     |                  |     |                               |   |   |     |
|                |     |                    |   |   |     |                  |     |                               |   |   |     |
|                |     |                    |   |   |     |                  |     |                               |   |   |     |
|                |     |                    |   |   |     |                  |     |                               |   |   |     |

Pos = Position. G = Goals. A = Assists. PIM = Penalties in Minutes (Time).

| Score By Period |   |   |    |       | Goaltender Statistics |   |      |       |       |
|-----------------|---|---|----|-------|-----------------------|---|------|-------|-------|
| Team            | 1 | 2 | OT | Total | Team                  | # | Time | Shots | Saves |
| QLD             | 0 | 0 |    | 0     |                       |   |      |       |       |
| ACT             | 0 | 0 |    | 0     |                       |   |      |       |       |

|                           |  |                   |  |
|---------------------------|--|-------------------|--|
| <b>Home Captain/Coach</b> |  | <b>Official 1</b> |  |
| <b>Away Captain/Coach</b> |  | <b>Official 2</b> |  |



## 2012 Broomball Australia National Championships - Scoresheet

|           |                               |          |               |       |           |                     |       |
|-----------|-------------------------------|----------|---------------|-------|-----------|---------------------|-------|
| Game #    | 47                            | Division | Women's Elite | Dt/Tm | Fri 0910  | Final Score (A – H) | 1 – 0 |
| Away Team | SA Sharks                     |          |               |       | Home Team | NSW Sliders         |       |
| Officials | Doug Nixon & Heather Veilleux |          |               |       |           |                     |       |

[illegible]

Pos = Position. G = Goals. A = Assists. PIM = Penalties in Minutes (Time).

[illegible]

P = Period. PIM = Penalty in Minutes (e.g. 2 = Minor, 5 = Major, etc.)

| Score By Period |   |   |    |       | Goaltender Statistics |   |      |       |       |
|-----------------|---|---|----|-------|-----------------------|---|------|-------|-------|
| Team            | 1 | 2 | OT | Total | Team                  | # | Time | Shots | Saves |
| SA              | 0 | 1 |    | 1     |                       |   |      |       |       |
| NSW             | 0 | 0 |    | 0     |                       |   |      |       |       |

|                    |  |            |  |
|--------------------|--|------------|--|
| Home Captain/Coach |  | Official 1 |  |
| Away Captain/Coach |  | Official 2 |  |

## 2012 Broomball Australia National Championships - Scoresheet

|           |                                   |          |               |           |          |                     |     |
|-----------|-----------------------------------|----------|---------------|-----------|----------|---------------------|-----|
| Game #    | 48                                | Division | Women's Elite | Dt/Tm     | Fri 0945 | Final Score (A – H) | 0-3 |
| Away Team | VIC Thunder                       |          |               | Home Team |          | ACT Phoenix         |     |
| Officials | Heather Veilleux & Chantelle Piva |          |               |           |          |                     |     |

[illegible]

Pos = Position. G = Goals. A = Assists. PIM = Penalties in Minutes (Time).

| Goals |   |       |      |        |         |    | Penalties |       |      |        |            |     |
|-------|---|-------|------|--------|---------|----|-----------|-------|------|--------|------------|-----|
| #     | P | Time  | Team | Scorer | Assists |    | P         | Time  | Team | Player | Offence    | PIM |
| 1     | 1 | 7:01  | ACT  | 12     | 21      |    | 2         | 14:27 | VIC  | 23     | High Stick | 11  |
| 2     | 2 | 10:19 | ACT  | 7      | 21      | 13 | 2         | 7:36  | ACT  | 12     | Tripping   | 11  |
| 3     | 2 | 5:08  | ACT  | 2      | 7       | 12 | 2         | 1:15  | ACT  | 48     | Roughing   | 11  |
| 4     |   |       |      |        |         |    |           |       |      |        |            |     |
| 5     |   |       |      |        |         |    |           |       |      |        |            |     |
| 6     |   |       |      |        |         |    |           |       |      |        |            |     |
| 7     |   |       |      |        |         |    |           |       |      |        |            |     |
| 8     |   |       |      |        |         |    |           |       |      |        |            |     |
| 9     |   |       |      |        |         |    |           |       |      |        |            |     |
| 10    |   |       |      |        |         |    |           |       |      |        |            |     |
| 11    |   |       |      |        |         |    |           |       |      |        |            |     |
| 12    |   |       |      |        |         |    |           |       |      |        |            |     |

P = Period. PIM = Penalty in Minutes (e.g. 2 = Minor, 5 = Major, etc.)

| Score By Period |   |   |    |       | Goaltender Statistics |   |      |       |       |
|-----------------|---|---|----|-------|-----------------------|---|------|-------|-------|
| Team            | 1 | 2 | OT | Total | Team                  | # | Time | Shots | Saves |
| VIC             | 0 | 0 |    | 0     |                       |   |      |       |       |
| ACT             | 1 | 2 |    | 3     |                       |   |      |       |       |

|                    |  |            |  |
|--------------------|--|------------|--|
| Home Captain/Coach |  | Official 1 |  |
| Away Captain/Coach |  | Official 2 |  |

## 2012 Broomball Australia National Championships - Scoresheet

|           |                        |          |             |           |           |                     |       |
|-----------|------------------------|----------|-------------|-----------|-----------|---------------------|-------|
| Game #    | 49                     | Division | Men's Elite | Dt/Tm     | Fri 1020  | Final Score (A – H) | 0 – 6 |
| Away Team | VIC Thunder            |          |             | Home Team | SA Sharks |                     |       |
| Officials | Doug Nixon & Alan Jabs |          |             |           |           |                     |       |

[illegible]

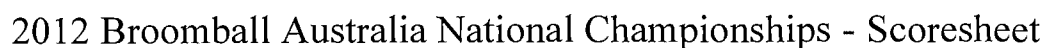
Pos = Position. G = Goals. A = Assists. PIM = Penalties in Minutes (Time).

| Goals |   |       |      |        |         |    | Penalties |       |      |        |          |     |
|-------|---|-------|------|--------|---------|----|-----------|-------|------|--------|----------|-----|
| #     | P | Time  | Team | Scorer | Assists |    | P         | Time  | Team | Player | Offence  | PIM |
| 1     | 1 | 15:25 | SA   | 4      | 23      |    | 1         | 14:12 | VIC  | 95     | Tripping | 11  |
| 2     | 1 | 13:12 | SA   | 8      | 23      |    | 2         | 3:37  | VIC  | 4      | Tripping | 11  |
| 3     | 1 | 7:42  | SA   | 65     | 71      |    | 2         | 1:48  | SA   | 32     | Tripping | 11  |
| 4     | 2 | 16:51 | SA   | 13     | 23      | 87 |           |       |      |        |          |     |
| 5     | 2 | 14:27 | SA   | 13     | 71      |    |           |       |      |        |          |     |
| 6     | 2 | 10:17 | SA   | 71     | 13      |    |           |       |      |        |          |     |
| 7     |   |       |      |        |         |    |           |       |      |        |          |     |
| 8     |   |       |      |        |         |    |           |       |      |        |          |     |
| 9     |   |       |      |        |         |    |           |       |      |        |          |     |
| 10    |   |       |      |        |         |    |           |       |      |        |          |     |
| 11    |   |       |      |        |         |    |           |       |      |        |          |     |
| 12    |   |       |      |        |         |    |           |       |      |        |          |     |

P = Period. PIM = Penalty in Minutes (e.g. 2 = Minor, 5 = Major, etc.)

| Score By Period |   |   |    |       | Goaltender Statistics |   |      |       |       |
|-----------------|---|---|----|-------|-----------------------|---|------|-------|-------|
| Team            | 1 | 2 | OT | Total | Team                  | # | Time | Shots | Saves |
| VLC             | 0 | 0 |    | 0     |                       |   |      |       |       |
| SA              | 3 | 3 |    | 6     |                       |   |      |       |       |

|                    |  |            |  |
|--------------------|--|------------|--|
| Home Captain/Coach |  | Official 1 |  |
| Away Captain/Coach |  | Official 2 |  |



| Away Team: ACT   |     |                     |   |   |     | Home Team: NSW |     |                    |   |   |     |
|------------------|-----|---------------------|---|---|-----|----------------|-----|--------------------|---|---|-----|
| #                | Pos | Name                | G | A | PIM | #              | Pos | Name               | G | A | PIM |
| 1                | F   | Shane MARTIN (C)    |   |   |     | 0              | C   | Saxon HOOPER (C)   |   |   |     |
| 15               | C   | Bryce MARSHALL (AC) |   |   |     | 1              | D   | Dane HANSEN        |   |   |     |
| <del>26</del> 34 | D   | Chris LUCAS         |   |   |     | 7              | C   | Tim BROWN (AC)     |   |   |     |
| <del>35</del> 38 | F   | Tynan WHIGHT        |   |   |     | 49             | G   | James KRISTOF      |   |   |     |
| 38               | G   | Robert WHEELWRIGHT  |   |   |     | 50             | F   | Marc KUIPERS       |   |   |     |
| <del>64</del>    | G   | Ben IRMISCH         |   |   |     | 54             | F   | Andrew CAUSBY      |   |   |     |
| <del>70</del> 53 | D   | Scott WALKER (AC)   |   |   |     | 64             | F   | Jason WHEELER      |   |   |     |
|                  |     |                     |   |   |     | 68             | F   | Luke SIMMONDS      |   |   |     |
|                  |     |                     |   |   |     | 77             | C   | Peter YABSLEY (AC) |   |   |     |
|                  |     |                     |   |   |     | 79             | D   | Sam BOER           |   |   |     |
|                  |     |                     |   |   |     | 83             | F   | Louis SULTANA      |   |   |     |
|                  |     |                     |   |   |     | 86             | D   | Damian COLYER      |   |   |     |
|                  |     |                     |   |   |     | 92             | D   | Dominic COLYER     |   |   |     |
|                  |     |                     |   |   |     |                |     |                    |   |   |     |
|                  |     |                     |   |   |     |                |     |                    |   |   |     |
|                  |     |                     |   |   |     |                |     |                    |   |   |     |
|                  |     |                     |   |   |     |                |     |                    |   |   |     |

Pos = Position. G = Goals. A = Assists. PIM = Penalties in Minutes (Time).

| Goals |   |       |      |        |         |  | Penalties |      |      |        |         |     |
|-------|---|-------|------|--------|---------|--|-----------|------|------|--------|---------|-----|
| #     | P | Time  | Team | Scorer | Assists |  | P         | Time | Team | Player | Offence | PIM |
| 1     | 1 | 10:43 | ACT  | 1      | 15      |  |           |      |      |        |         |     |
| 2     | 1 | 4:19  | ACT  | 38     |         |  |           |      |      |        |         |     |
| 3     | 2 | 10:34 | NSW  | 50     | 1       |  |           |      |      |        |         |     |
| 4     | 2 | 5:06  | NSW  | 7      | 83      |  |           |      |      |        |         |     |
| 5     |   |       |      |        |         |  |           |      |      |        |         |     |
| 6     |   |       |      |        |         |  |           |      |      |        |         |     |
| 7     |   |       |      |        |         |  |           |      |      |        |         |     |
| 8     |   |       |      |        |         |  |           |      |      |        |         |     |
| 9     |   |       |      |        |         |  |           |      |      |        |         |     |
| 10    |   |       |      |        |         |  |           |      |      |        |         |     |
| 11    |   |       |      |        |         |  |           |      |      |        |         |     |
| 12    |   |       |      |        |         |  |           |      |      |        |         |     |

P = Period. PIM = Penalty in Minutes (e.g. 2 = Minor, 5 = Major, etc.)

| Score By Period |   |   |    |       | Goaltender Statistics |   |      |       |       |
|-----------------|---|---|----|-------|-----------------------|---|------|-------|-------|
| Team            | 1 | 2 | OT | Total | Team                  | # | Time | Shots | Saves |
| ACT             | 2 | 0 |    | 2     |                       |   |      |       |       |
| NSW             | 0 | 2 |    | 2     |                       |   |      |       |       |

|                    |  |            |  |
|--------------------|--|------------|--|
| Home Captain/Coach |  | Official 1 |  |
| Away Captain/Coach |  | Official 2 |  |

## 2012 Broomball Australia National Championships - Scoresheet

Data Not Entered

|           |                           |          |                    |           |              |                     |       |
|-----------|---------------------------|----------|--------------------|-----------|--------------|---------------------|-------|
| Game #    | 51                        | Division | Men's Intermediate | Time      | 11:40        | Final Score (A - H) | 1 - 0 |
| Away Team | NSW Sliders               |          |                    | Home Team | QLD Cyclones |                     |       |
| Officials | Doug Nixon + Cory Skilton |          |                    |           |              |                     |       |

[illegible]

Pos = Position. G = Goals. A = Assists. PIM = Penalties in Minutes (Time).

[illegible]

P = Period. PIM = Penalty in Minutes (e.g. 2 = Minor, 5 = Major, etc.)

| Score By Period |   |   |    |       | Goaltender Statistics |   |      |       |       |
|-----------------|---|---|----|-------|-----------------------|---|------|-------|-------|
| Team            | 1 | 2 | OT | Total | Team                  | # | Time | Shots | Saves |
| NSW             | 1 | 0 |    | 1     |                       |   |      |       |       |
| QLD             | 0 | 0 |    | 0     |                       |   |      |       |       |

|                    |  |            |  |
|--------------------|--|------------|--|
| Home Captain/Coach |  | Official 1 |  |
| Away Captain/Coach |  | Official 2 |  |

## 2012 Broomball Australia National Championships - Scoresheet

No Data Entered

|           |             |          |                |           |             |                     |       |
|-----------|-------------|----------|----------------|-----------|-------------|---------------------|-------|
| Game #    | S2          | Division | WOMENS INT .6F | Time      | 1230        | Final Score (A - H) | 0 - 5 |
| Away Team | VIC THUNDER |          |                | Home Team | ACT PHOENIX |                     |       |
| Officials |             |          |                |           |             |                     |       |

[illegible]

Pos = Position. G = Goals. A = Assists. PIM = Penalties in Minutes (Time).

| Goals |   |      |      |        |         |    | Penalties |       |      |        |          |     |
|-------|---|------|------|--------|---------|----|-----------|-------|------|--------|----------|-----|
| #     | P | Time | Team | Scorer | Assists |    | P         | Time  | Team | Player | Offence  | PIM |
| 1     | 1 | 9:31 | ACT  | 21     | 7       | 12 | 2         | 13:11 | ACT  | 12     | Tripping | 11  |
| 2     | 2 | 8:49 | ACT  | 12     | 21      | 7  |           |       |      |        |          |     |
| 3     | 2 | 8:10 | ACT  | 2      | 7       |    |           |       |      |        |          |     |
| 4     | 2 | 6:01 | ACT  | 21     | 7       | 2  |           |       |      |        |          |     |
| 5     | 2 | 2:53 | ACT  | 12     | 21      |    |           |       |      |        |          |     |
| 6     |   |      |      |        |         |    |           |       |      |        |          |     |
| 7     |   |      |      |        |         |    |           |       |      |        |          |     |
| 8     |   |      |      |        |         |    |           |       |      |        |          |     |
| 9     |   |      |      |        |         |    |           |       |      |        |          |     |
| 10    |   |      |      |        |         |    |           |       |      |        |          |     |
| 11    |   |      |      |        |         |    |           |       |      |        |          |     |
| 12    |   |      |      |        |         |    |           |       |      |        |          |     |

P = Period. PIM = Penalty in Minutes (e.g. 2 = Minor, 5 = Major, etc.)

| Score By Period |   |   |    |       | Goaltender Statistics |   |      |       |       |
|-----------------|---|---|----|-------|-----------------------|---|------|-------|-------|
| Team            | 1 | 2 | OT | Total | Team                  | # | Time | Shots | Saves |
| VIC             | 0 | 0 |    | 0     |                       |   |      |       |       |
| ACT             | 1 | 4 |    | 5     |                       |   |      |       |       |

|                    |  |            |  |
|--------------------|--|------------|--|
| Home Captain/Coach |  | Official 1 |  |
| Away Captain/Coach |  | Official 2 |  |

## 2012 Broomball Australia National Championships - Scoresheet

No data entered

|           |             |          |                 |           |              |                     |       |
|-----------|-------------|----------|-----------------|-----------|--------------|---------------------|-------|
| Game #    | S3          | Division | WOMENS ELITE PF | Time      | 1320         | Final Score (A - H) | 2 - 0 |
| Away Team | NSW SLIBERS |          |                 | Home Team | QLD CYCLOPES |                     |       |
| Officials |             |          |                 |           |              |                     |       |

[illegible]

Pos = Position. G = Goals. A = Assists. PIM = Penalties in Minutes (Time).

| Goals |   |       |      |        |         |  | Penalties |      |      |        |          |     |
|-------|---|-------|------|--------|---------|--|-----------|------|------|--------|----------|-----|
| #     | P | Time  | Team | Scorer | Assists |  | P         | Time | Team | Player | Offence  | PIM |
| 1     | 1 | 13:04 | NSW  | 8      | 28      |  | 1         | 7:04 | QLD  | 63     | Tripping | 11  |
| 2     | 2 | 2:33  | NSW  | 6      | 16      |  |           |      |      |        |          |     |
| 3     |   |       |      |        |         |  |           |      |      |        |          |     |
| 4     |   |       |      |        |         |  |           |      |      |        |          |     |
| 5     |   |       |      |        |         |  |           |      |      |        |          |     |
| 6     |   |       |      |        |         |  |           |      |      |        |          |     |
| 7     |   |       |      |        |         |  |           |      |      |        |          |     |
| 8     |   |       |      |        |         |  |           |      |      |        |          |     |
| 9     |   |       |      |        |         |  |           |      |      |        |          |     |
| 10    |   |       |      |        |         |  |           |      |      |        |          |     |
| 11    |   |       |      |        |         |  |           |      |      |        |          |     |
| 12    |   |       |      |        |         |  |           |      |      |        |          |     |

P = Period. PIM = Penalty in Minutes (e.g. 2 = Minor, 5 = Major, etc.)

P = Period. PIM = Penalty in Minutes (e.g. 2 = Minor, 5 = Major, etc.)

| Score By Period |   |   |    |       | Goaltender Statistics |   |      |       |       |
|-----------------|---|---|----|-------|-----------------------|---|------|-------|-------|
| Team            | 1 | 2 | OT | Total | Team                  | # | Time | Shots | Saves |
| NSW             | 1 | 1 |    | 2     |                       |   |      |       |       |
| QLD             | 0 | 0 |    | 0     |                       |   |      |       |       |

|                    |  |            |  |
|--------------------|--|------------|--|
| Home Captain/Coach |  | Official 1 |  |
| Away Captain/Coach |  | Official 2 |  |



## 2012 Broomball Australia National Championships - Scoresheet

No data entered

104

|           |                           |          |               |           |      |                     |            |
|-----------|---------------------------|----------|---------------|-----------|------|---------------------|------------|
| Game #    | SA                        | Division | MENS ELITE PF | Time      | 1410 | Final Score (A - H) | 0 - 1 (OT) |
| Away Team | QLD                       |          |               | Home Team | ACT  |                     |            |
| Officials | Doug Nixon + Cory Skilton |          |               |           |      |                     |            |

[illegible]

| Goals |       |      |      |        |         |  | Penalties |       |      |        |                  |     |
|-------|-------|------|------|--------|---------|--|-----------|-------|------|--------|------------------|-----|
| #     | P     | Time | Team | Scorer | Assists |  | P         | Time  | Team | Player | Offence          | PIM |
| 1     | 3(OT) | 4:03 | ACT  | 38     | 34      |  | 2         | 12:45 | QLD  | 74     | Too Many Players | 11  |
| 2     |       |      |      |        |         |  | 2         | 11:59 | ACT  | 34     | Tripping         | 11  |
| 3     |       |      |      |        |         |  | 2         | 0:12  | QLD  | 47     | High Stick       | 11  |
| 4     |       |      |      |        |         |  |           |       |      |        |                  |     |
| 5     |       |      |      |        |         |  |           |       |      |        |                  |     |
| 6     |       |      |      |        |         |  |           |       |      |        |                  |     |
| 7     |       |      |      |        |         |  |           |       |      |        |                  |     |
| 8     |       |      |      |        |         |  |           |       |      |        |                  |     |
| 9     |       |      |      |        |         |  |           |       |      |        |                  |     |
| 10    |       |      |      |        |         |  |           |       |      |        |                  |     |
| 11    |       |      |      |        |         |  |           |       |      |        |                  |     |
| 12    |       |      |      |        |         |  |           |       |      |        |                  |     |

P = Period. PIM = Penalty in Minutes (e.g. 2 = Minor, 5 = Major, etc.)

| Score By Period |   |   |    |       | Goaltender Statistics |   |      |       |       |
|-----------------|---|---|----|-------|-----------------------|---|------|-------|-------|
| Team            | 1 | 2 | OT | Total | Team                  | # | Time | Shots | Saves |
| OLD             | 0 | 0 | 0  | 0     |                       |   |      |       |       |
| ACT             | 0 | 0 | 1  | 1     |                       |   |      |       |       |

|                    |  |            |  |
|--------------------|--|------------|--|
| Home Captain/Coach |  | Official 1 |  |
| Away Captain/Coach |  | Official 2 |  |

| BOX SCORE                                         | 1 | 2 | F |
|---------------------------------------------------|---|---|---|
| <b>XI - South Australia Sharks</b>                | 0 | 0 | 0 |
| <b>XI - New South Wales Sliders Orange (NSW1)</b> | 0 | 0 | 0 |

Date: March 9, 2012 Time: 3:00pm Venue: Medibank Icehouse

## XI - SOUTH AUSTRALIA SHARKS PLAYER STATISTICS

| Name               | G | A | PTS | PIM |
|--------------------|---|---|-----|-----|
| Simon DAWSON       | 0 | 0 | 0   | 0   |
| Bronwyn MAYO       | 0 | 0 | 0   | 0   |
| Gerry McCAFFERY    | 0 | 0 | 0   | 0   |
| Meagan McPHEE      | 0 | 0 | 0   | 0   |
| Alessia OBBIETTIVO | 0 | 0 | 0   | 0   |
| Natalie OLSEN      | 0 | 0 | 0   | 0   |
| Harry PERKS        | 0 | 0 | 0   | 0   |
| Jackson RENSHAW    | 0 | 0 | 0   | 0   |
| Tom STEVENS        | 0 | 0 | 0   | 0   |
| Robert WHEELWRIGHT | 0 | 0 | 0   | 2   |
| Joy WORKMAN        | 0 | 0 | 0   | 0   |
| <b>Total</b>       | 0 | 0 | 0   | 2   |

## GOALIE STATISTICS

| Name                                | SO | GPIM |
|-------------------------------------|----|------|
| <b>No Goalie Statistics Entered</b> |    |      |

## XI - NEW SOUTH WALES SLIDERS ORANGE (NSW1) PLAYER STATISTICS

| Name           | G | A | PTS | PIM |
|----------------|---|---|-----|-----|
| Brett ACKLING  | 0 | 0 | 0   | 0   |
| Karen BOER     | 0 | 0 | 0   | 0   |
| Andrew CHAPMAN | 0 | 0 | 0   | 0   |
| Jeff FERRERA   | 0 | 0 | 0   | 0   |
| Lauren GOULDEN | 0 | 0 | 0   | 0   |
| Matt HELLYER   | 0 | 0 | 0   | 0   |
| Sarah HELLYER  | 0 | 0 | 0   | 0   |
| Ben IRMISCH    | 0 | 0 | 0   | 0   |
| Marc KUIPERS   | 0 | 0 | 0   | 0   |
| Zac LAW        | 0 | 0 | 0   | 0   |
| <b>Total</b>   | 0 | 0 | 0   | 0   |



# 2012 Broomball Australia National Championships - Scoresheet

|           |                            |          |             |       |           |                     |       |
|-----------|----------------------------|----------|-------------|-------|-----------|---------------------|-------|
| Game #    | 56                         | Division | Mixed Elite | Dt/Tm | Sat 0000  | Final Score (A – H) | 1 – 0 |
| Away Team | QLD                        |          |             |       | Home Team | SA                  |       |
| Officials | Doug Nixon & Remi Veilleux |          |             |       |           |                     |       |

| Away Team: QLD |     |                               |   |   |     | Home Team: SA |     |                |   |   |     |
|----------------|-----|-------------------------------|---|---|-----|---------------|-----|----------------|---|---|-----|
| #              | Pos | Name                          | G | A | PIM | #             | Pos | Name           | G | A | PIM |
| 24             |     | Dominic AUTERI                |   |   |     | 4             |     | PRYOR          |   |   |     |
| 5              |     | Mark McLENNAN                 |   |   |     | 8             |     | Kim SHAPLEY    |   |   |     |
| 7              |     | Chantelle PIVA (AC)           |   |   |     | 11            |     | McPHEE         |   |   |     |
| 12             |     | Christie LEAHY                |   |   |     | 13            |     | MASSON         |   |   |     |
| 15             |     | Wade WRIGHT                   |   |   |     | 16            |     | Simon DAWSON   |   |   |     |
| <del>20</del>  |     | <del>Donald NORDIN (AC)</del> |   |   |     | 23            |     | Craig Barrett  |   |   |     |
| 21             |     | Adam AUTERI                   |   |   |     | 28            |     | Ceitlyn WALKER |   |   |     |
| 36             |     | Heather VEILLEUX              |   |   |     | 31            |     | Casper FERTIER |   |   |     |
| 42             |     | Peter FRISKEN                 |   |   |     | 32            |     | Luca OBIETTIVO |   |   |     |
| 44             |     | Robert LUCO                   |   |   |     | 33            |     | Kate IRVINE    |   |   | 11  |
| 63             |     | Chantelle GRUAR               |   | 1 |     | 65            |     | Matt IRVINE    |   |   |     |
| 73             |     | Rohan GOLDING [C]             |   |   |     | 71            |     | Adam COLLINS   |   |   |     |
| 74             |     | Julian LUCO                   |   |   | 11  | 75            |     | Sal NEWENHAM   |   |   | 11  |
| 34             |     | Grant Washington              |   |   |     | 99            |     | Alana BRACKEN  |   |   |     |
| 55             |     | Andrew Fagel                  | 1 |   |     |               |     |                |   |   |     |

Pos = Position. G = Goals. A = Assists. PIM = Penalties in Minutes (Time).

| Goals |   |      |      |        |         | Penalties |       |      |        |                  |     |
|-------|---|------|------|--------|---------|-----------|-------|------|--------|------------------|-----|
| #     | P | Time | Team | Scorer | Assists | P         | Time  | Team | Player | Offence          | PIM |
| 1     | 1 | 3:51 | QLD  | 55     | 63      | 2         | 12:38 | QLD  | 74     | Tripping         | 11  |
| 2     |   |      |      |        |         | 2         | 10:09 | SA   | 33     | High Stick       | 11  |
| 3     |   |      |      |        |         | 2         | 0:18  | SA   | 75     | Too Many Players | 11  |
| 4     |   |      |      |        |         |           |       |      |        |                  |     |
| 5     |   |      |      |        |         |           |       |      |        |                  |     |
| 6     |   |      |      |        |         |           |       |      |        |                  |     |
| 7     |   |      |      |        |         |           |       |      |        |                  |     |
| 8     |   |      |      |        |         |           |       |      |        |                  |     |
| 9     |   |      |      |        |         |           |       |      |        |                  |     |
| 10    |   |      |      |        |         |           |       |      |        |                  |     |
| 11    |   |      |      |        |         |           |       |      |        |                  |     |
| 12    |   |      |      |        |         |           |       |      |        |                  |     |

P = Period. PIM = Penalty in Minutes (e.g. 2 = Minor, 5 = Major, etc.)

| Score By Period |   |   |    |       | Goaltender Statistics |   |      |       |       |
|-----------------|---|---|----|-------|-----------------------|---|------|-------|-------|
| Team            | 1 | 2 | OT | Total | Team                  | # | Time | Shots | Saves |
| QLD             | 1 | 0 |    | 1     |                       |   |      |       |       |
| SA              | 0 | 0 |    | 0     |                       |   |      |       |       |

|                    |  |            |  |
|--------------------|--|------------|--|
| Home Captain/Coach |  | Official 1 |  |
| Away Captain/Coach |  | Official 2 |  |



# 2012 Broomball Australia National Championships - Scoresheet

|           |                        |          |             |           |          |                     |     |
|-----------|------------------------|----------|-------------|-----------|----------|---------------------|-----|
| Game #    | 57                     | Division | Mixed Elite | Dt/Tm     | Sat 0035 | Final Score (A – H) | 0-6 |
| Away Team | VIC                    |          |             | Home Team | NSW      |                     |     |
| Officials | Doug Nixon & Alan Jabs |          |             |           |          |                     |     |

| Away Team: VIC |     |                           |   |   |     | Home Team: NSW |     |                   |    |    |     |
|----------------|-----|---------------------------|---|---|-----|----------------|-----|-------------------|----|----|-----|
| #              | Pos | Name                      | G | A | PIM | #              | Pos | Name              | G  | A  | PIM |
| 1              |     | Clinton GENTLE (AC)       |   |   |     | 60             |     | Saxon HOOPER [C]  |    |    |     |
| 04             |     | Tony ESPOSITO             |   |   |     | 6              |     | Bec DAVIS         | 1  | 1  |     |
| <del>5</del>   |     | <del>Georgia GIBLIN</del> |   |   |     | 7              |     | Tim BROWN [AC]    |    | 1  |     |
| 7              |     | Vanessa TUCKFIELD         |   |   |     | 8              |     | Joanne MITCHELL   | 11 |    |     |
| 18             |     | Carl SARELIUS             |   |   |     | 16             |     | Kerry BAXTER [AC] | 1  |    |     |
| 106            |     | Leisha SKILTON (C)        |   |   |     | 23             |     | Dhyana SCARANO    |    |    |     |
| 22             |     | Shanni MULLER             |   |   |     | 49             |     | James KRISTOF     |    |    |     |
| <del>28</del>  |     | <del>Nicole CREASER</del> |   |   |     | 54             |     | Andrew CAUSBY     | 1  | 1  |     |
| <del>30</del>  |     | <del>Gillies FORGET</del> |   |   |     | 64             |     | Jason WHEELER     |    | 11 |     |
| 32             |     | Adam PEGG                 |   |   |     | 68             |     | Luke SIMMONDS     | 3  | 1  |     |
| <del>38</del>  |     | <del>Steve KENNEDY</del>  |   |   |     | 7650           |     | Sam BOER          |    | 11 |     |
| <del>42</del>  |     | <del>Wayne McBRIDE</del>  |   |   |     | 83             |     | Louis SULTANA     | 1  | 1  |     |
| 41             |     | Brad WATSON (AC)          |   |   |     | 86             |     | Damien COLYER     |    |    |     |
| <del>45</del>  |     | <del>Kevin FORGET</del>   |   |   |     | 92             |     | Dominic COLYER    |    |    | 11  |
| 65             |     | Peter Yabsley             |   |   |     |                |     |                   |    |    |     |
| 44             |     | David Summers             |   |   |     |                |     |                   |    |    |     |

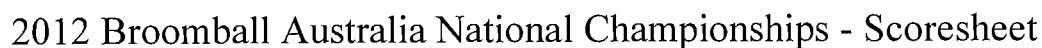
55 G Cory S Pos = Position. G = Goals. A = Assists. PIM = Penalties in Minutes (Time).

| Goals |   |       |      |        |         |    | Penalties |      |      |        |            |     |
|-------|---|-------|------|--------|---------|----|-----------|------|------|--------|------------|-----|
| #     | P | Time  | Team | Scorer | Assists |    | P         | Time | Team | Player | Offence    | PIM |
| 1     | 1 | 11:25 | NSW  | 83     | 54      |    | 1         | 8:05 | NSW  | 92     | High Stick | 11  |
| 2     | 1 | 4:58  | NSW  | 16     | 6       | 64 |           |      |      |        |            |     |
| 3     | 1 | 0:44  | NSW  | 6      | 83      | 50 |           |      |      |        |            |     |
| 4     | 2 | 12:05 | NSW  | 54     | 50      |    |           |      |      |        |            |     |
| 5     | 2 | 8:02  | NSW  | 18     | 68      |    |           |      |      |        |            |     |
| 6     | 2 | 5:03  | NSW  | 8      | 7       | 64 |           |      |      |        |            |     |
| 7     |   |       |      |        |         |    |           |      |      |        |            |     |
| 8     |   |       |      |        |         |    |           |      |      |        |            |     |
| 9     |   |       |      |        |         |    |           |      |      |        |            |     |
| 10    |   |       |      |        |         |    |           |      |      |        |            |     |
| 11    |   |       |      |        |         |    |           |      |      |        |            |     |
| 12    |   |       |      |        |         |    |           |      |      |        |            |     |

P = Period. PIM = Penalty in Minutes (e.g. 2 = Minor, 5 = Major, etc.)

| Score By Period |   |   |    |       | Goaltender Statistics |   |      |       |       |
|-----------------|---|---|----|-------|-----------------------|---|------|-------|-------|
| Team            | 1 | 2 | OT | Total | Team                  | # | Time | Shots | Saves |
| VIC             | 0 | 0 |    | 0     |                       |   |      |       |       |
| NSW             | 3 | 6 |    | 6     |                       |   |      |       |       |

|                    |  |            |  |
|--------------------|--|------------|--|
| Home Captain/Coach |  | Official 1 |  |
| Away Captain/Coach |  | Official 2 |  |



| Away Team: NSW#2 (Blue) |     |                       |   |   |     | Home Team: NSW#1 (Orange) |     |                          |    |   |     |
|-------------------------|-----|-----------------------|---|---|-----|---------------------------|-----|--------------------------|----|---|-----|
| #                       | Pos | Name                  | G | A | PIM | #                         | Pos | Name                     | G  | A | PIM |
| 24                      |     | Jarad FERRERA         |   |   |     | 2                         |     | Andrew CHAPMAN [C]       |    |   |     |
| <del>25</del> 5         |     | David BUCKLEY [AC]    |   |   |     | 11                        |     | Jeff FERRERA             |    |   |     |
| 27                      |     | Tim ROFFEY [C]        |   |   |     | <del>14</del> 15          |     | Matt HELLYER             |    | 1 |     |
| 44                      |     | Catherine McDONALD    |   |   |     | 17                        |     | Karen BOER               |    |   |     |
| 57                      |     | Mark FERRERA          |   |   |     | <del>28</del> 24          |     | Sarah HELLYER            |    |   |     |
| 58                      |     | Anke VERMEULEN        |   |   |     | <del>37</del>             |     | <del>Brett ACKLING</del> |    |   |     |
| 73                      |     | Shannon TOOMEY [AC]   |   |   |     | 41                        |     | Zac LAW [AC]             |    |   |     |
| 74                      |     | Daniel PATERSON       |   |   |     | 50                        |     | Marc KUIPERS             | 11 |   |     |
| 90                      |     | Craig SADLER          |   |   |     | 88                        |     | Lauren GOULDEN [AC]      |    |   |     |
| <del>96</del>           |     | <del>Kevin CHEN</del> |   |   |     | <del>95</del> 85          |     | Ben IRMISCH              |    |   |     |
|                         |     |                       |   |   |     |                           |     |                          |    |   |     |
|                         |     |                       |   |   |     |                           |     |                          |    |   |     |
|                         |     |                       |   |   |     |                           |     |                          |    |   |     |
|                         |     |                       |   |   |     |                           |     |                          |    |   |     |
|                         |     |                       |   |   |     |                           |     |                          |    |   |     |
|                         |     |                       |   |   |     |                           |     |                          |    |   |     |
|                         |     |                       |   |   |     |                           |     |                          |    |   |     |
|                         |     |                       |   |   |     |                           |     |                          |    |   |     |
|                         |     |                       |   |   |     |                           |     |                          |    |   |     |
|                         |     |                       |   |   |     |                           |     |                          |    |   |     |

Pos = Position. G = Goals. A = Assists. PIM = Penalties in Minutes (Time).

|                    |  |            |  |
|--------------------|--|------------|--|
| Home Captain/Coach |  | Official 1 |  |
| Away Captain/Coach |  | Official 2 |  |



# 2012 Broomball Australia National Championships - Scoresheet

|           |                           |          |                    |       |           |                     |       |
|-----------|---------------------------|----------|--------------------|-------|-----------|---------------------|-------|
| Game #    | 59                        | Division | Mixed Intermediate | Dt/Tm | Sat 0145  | Final Score (A – H) | 1 – 0 |
| Away Team | SA                        |          |                    |       | Home Team | QLD                 |       |
| Officials | Remi Veilleux & Alan Jabs |          |                    |       |           |                     |       |

| Away Team: SA |     |                    |   |   |     | Home Team: QLD |     |                          |   |   |     |
|---------------|-----|--------------------|---|---|-----|----------------|-----|--------------------------|---|---|-----|
| #             | Pos | Name               | G | A | PIM | #              | Pos | Name                     | G | A | PIM |
| 2             |     | Marty WELLS        |   |   |     | 2              |     | Leena MULLER-NORDIN [AC] |   |   |     |
| 11            |     | Meagan McPHEE      |   |   |     | 7              |     | Trent ALLEN              |   |   |     |
| 14            |     | Bronwyn MAYO       |   |   |     | 14             |     | Liz LUQUE                |   |   |     |
| 16            |     | Simon DAWSON       |   |   |     | 27             |     | Irena ZAGORSKIS          |   |   |     |
| 17            |     | Harry PERKS        |   |   |     | 30             |     | Tom CAREY                |   |   |     |
| 18            |     | Jackson RENSHAW    |   |   |     | 34             |     | Grant WASHINGTON [C]     |   |   |     |
| 21            |     | Robert WHEELWRIGHT | 1 |   |     | 41             |     | Dan HAYDON [AC]          |   |   |     |
| 34            |     | Gerry McCaffery    |   |   |     | 47             | 55  | Andrew FAZEL             |   |   |     |
| 47            |     | Alessia OBBIETTIVO | 1 |   |     | 55             | 73  | Cale GOLDING             |   |   |     |
| 55            |     | Tom STEVENS        |   |   |     | 73             | 90  | Nathan DICKINSON         |   |   |     |
| 56            |     | Natalie OLSEN      |   |   |     | 90             | 20  | DON MULLER-NORDIN        |   |   |     |
| 87            |     | Tim BOOTH          |   |   |     | 89             |     | ANETA MOODI              |   |   |     |
| 87            | 20  | Joy WORKMAN        |   |   |     | 41             |     | Robert Goodwill          |   |   |     |
| 16            |     | Simon Dawson       |   |   | 11  |                |     |                          |   |   |     |

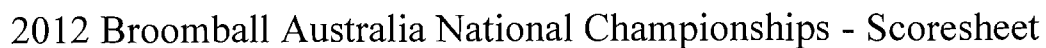
Pos = Position. G = Goals. A = Assists. PIM = Penalties in Minutes (Time).

| Goals |   |      |      |        |         | Penalties |       |      |        |            |     |
|-------|---|------|------|--------|---------|-----------|-------|------|--------|------------|-----|
| #     | P | Time | Team | Scorer | Assists | P         | Time  | Team | Player | Offence    | PIM |
| 1     | 2 | 4:28 | SA   | 47     | 21      | 1         | 10:51 | SA   | 16     | High Stick | 11  |
| 2     |   |      |      |        |         |           |       |      |        |            |     |
| 3     |   |      |      |        |         |           |       |      |        |            |     |
| 4     |   |      |      |        |         |           |       |      |        |            |     |
| 5     |   |      |      |        |         |           |       |      |        |            |     |
| 6     |   |      |      |        |         |           |       |      |        |            |     |
| 7     |   |      |      |        |         |           |       |      |        |            |     |
| 8     |   |      |      |        |         |           |       |      |        |            |     |
| 9     |   |      |      |        |         |           |       |      |        |            |     |
| 10    |   |      |      |        |         |           |       |      |        |            |     |
| 11    |   |      |      |        |         |           |       |      |        |            |     |
| 12    |   |      |      |        |         |           |       |      |        |            |     |

P = Period. PIM = Penalty in Minutes (e.g. 2 = Minor, 5 = Major, etc.)

| Score By Period |   |   |    |       | Goaltender Statistics |   |      |       |       |
|-----------------|---|---|----|-------|-----------------------|---|------|-------|-------|
| Team            | 1 | 2 | OT | Total | Team                  | # | Time | Shots | Saves |
| SA              | 0 | 1 |    | 1     |                       |   |      |       |       |
| QLD             | 0 | 0 |    | 0     |                       |   |      |       |       |

|                    |  |            |  |
|--------------------|--|------------|--|
| Home Captain/Coach |  | Official 1 |  |
| Away Captain/Coach |  | Official 2 |  |



|                    |  |            |  |
|--------------------|--|------------|--|
| Home Captain/Coach |  | Official 1 |  |
| Away Captain/Coach |  | Official 2 |  |





# 2012 Broomball Australia National Championships - Scoresheet

|           |                        |          |             |       |           |                     |     |
|-----------|------------------------|----------|-------------|-------|-----------|---------------------|-----|
| Game #    | 61                     | Division | Mixed ELITE | Dt/Tm | Sat 0255  | Final Score (A – H) | 2-0 |
| Away Team | QLD                    |          |             |       | Home Team | VIC                 |     |
| Officials | Doug Nixon & Alan Jabs |          |             |       |           |                     |     |

| Away Team: QLD |     |                     |   |   |     | Home Team: VIC   |     |                     |   |   |     |
|----------------|-----|---------------------|---|---|-----|------------------|-----|---------------------|---|---|-----|
| #              | Pos | Name                | G | A | PIM | #                | Pos | Name                | G | A | PIM |
| 1              |     | Dominic AUTERI      |   |   |     | 1                |     | Clinton GENTLE (AC) |   |   |     |
| 5              |     | Mark McLENNAN       |   | 1 |     | 04               |     | Tony ESPOSITO       |   |   |     |
| 7              |     | Chantelle PIVA (AC) |   |   |     | <del>5</del>     |     | Georgia GIBLIN      |   |   |     |
| 12             |     | Christie LEAHY      |   |   |     | 7                |     | Vanessa TUCKFIELD   |   |   |     |
| 15             |     | Wade WRIGHT         |   |   |     | <del>18</del>    |     | Carl SARELIUS       |   |   |     |
| <del>20</del>  |     | Donald NORDIN (AC)  |   |   |     | <del>19</del> 16 |     | Leisha SKILTON (C)  |   |   |     |
| 21             |     | Adam AUTERI         |   |   |     | 22               |     | Shanni MULLER       |   |   |     |
| 36             |     | Heather VEILLEUX    |   | 1 |     | <del>23</del>    |     | Nicole CREASER      |   |   |     |
| 42             |     | Peter FRISKEN       |   |   |     | <del>20</del>    |     | Gillies FORGET      |   |   |     |
| 44             |     | Robert LUCO         |   |   |     | 32               |     | Adam PEGG           |   |   |     |
| 63             |     | Chantelle GRUAR     |   |   |     | <del>33</del>    |     | Steve KENNEDY       |   |   |     |
| 73             |     | Rohan GOLDING [C]   |   |   |     | <del>37</del>    |     | Wayne McBRIDE       |   |   |     |
| 74             |     | Julian LUCO         |   |   |     | 41               |     | Brad WATSON (AC)    |   |   |     |
| <del>55</del>  |     | ANDREW FARREL       | 1 |   |     | 99               |     | Kevin FORGET        |   |   |     |
| 34             |     | Grant WASHINGTON    | 1 | 1 |     | 65               |     | Peter Yabsley       |   |   |     |
|                |     |                     |   |   |     | 44               |     | David Summers       |   |   |     |

Pos = Position. G = Goals. A = Assists. PIM = Penalties in Minutes (Time).

| Goals |   |       |      |        |         | Penalties |      |      |        |         |     |
|-------|---|-------|------|--------|---------|-----------|------|------|--------|---------|-----|
| #     | P | Time  | Team | Scorer | Assists | P         | Time | Team | Player | Offence | PIM |
| 1     | 1 | 12:04 | QLD  | 34     | 5       |           |      |      |        |         |     |
| 2     | 1 | 0:05  | QLD  | 55     | 34      | 36        |      |      |        |         |     |
| 3     |   |       |      |        |         |           |      |      |        |         |     |
| 4     |   |       |      |        |         |           |      |      |        |         |     |
| 5     |   |       |      |        |         |           |      |      |        |         |     |
| 6     |   |       |      |        |         |           |      |      |        |         |     |
| 7     |   |       |      |        |         |           |      |      |        |         |     |
| 8     |   |       |      |        |         |           |      |      |        |         |     |
| 9     |   |       |      |        |         |           |      |      |        |         |     |
| 10    |   |       |      |        |         |           |      |      |        |         |     |
| 11    |   |       |      |        |         |           |      |      |        |         |     |
| 12    |   |       |      |        |         |           |      |      |        |         |     |

P = Period. PIM = Penalty in Minutes (e.g. 2 = Minor, 5 = Major, etc.)

| Score By Period |   |   |    |       | Goaltender Statistics |   |      |       |       |
|-----------------|---|---|----|-------|-----------------------|---|------|-------|-------|
| Team            | 1 | 2 | OT | Total | Team                  | # | Time | Shots | Saves |
| QLD             | 2 | 0 |    | 2     |                       |   |      |       |       |
| VIC             | 0 | 0 |    | 0     |                       |   |      |       |       |

|                    |  |            |  |
|--------------------|--|------------|--|
| Home Captain/Coach |  | Official 1 |  |
| Away Captain/Coach |  | Official 2 |  |



# 2012 Broomball Australia National Championships - Scoresheet

|           |                         |          |                    |       |           |                     |       |
|-----------|-------------------------|----------|--------------------|-------|-----------|---------------------|-------|
| Game #    | 62                      | Division | Mixed Intermediate | Dt/Tm | Sat 0330  | Final Score (A – H) | 0 – 5 |
| Away Team | QLD                     |          |                    |       | Home Team | NSW3                |       |
| Officials | Cory Skilton & NSW Duty |          |                    |       |           |                     |       |

| Away Team: QLD |     |                          |   |   |     | Home Team: NSW3 |     |                     |      |    |     |
|----------------|-----|--------------------------|---|---|-----|-----------------|-----|---------------------|------|----|-----|
| #              | Pos | Name                     | G | A | PIM | #               | Pos | Name                | G    | A  | PIM |
| 2              |     | Leena MULLER-NORDIN [AC] |   |   |     | 2               |     | Andrew CHAPMAN [C]  |      | 11 |     |
| <del>7</del>   |     | Trent ALLEN              |   |   |     | 11              |     | Jeff FERRERA        |      | 11 |     |
| 14             |     | Liz LUQUE                |   |   |     | 14              |     | Matt HELLYER        |      | 1  | 11  |
| 27             |     | Irena ZAGORSKIS          |   |   |     | 17              |     | Karen BOER          |      |    |     |
| 30             |     | Tom CAREY                |   |   |     | 28              |     | Sarah HELLYER       |      |    |     |
| <del>34</del>  |     | Grant WASHINGTON [C]     |   |   |     | 37              |     | Brett ACKLING       |      |    |     |
| 41             |     | Dan HAYDON [AC]          |   |   |     | 41              |     | Zac LAW [AC]        |      |    |     |
| <del>47</del>  |     | Andrew FAZEL             |   |   |     | 50              |     | Marc KUIPERS        | 1111 |    |     |
| 55             |     | Cale GOLDING             |   |   |     | 88              |     | Lauren GOULDEN [AC] | 1    | 1  |     |
| <del>90</del>  |     | Nathan DICKINSON         |   |   |     | 95              |     | Ben IRMISCH         |      |    | 11  |
| <del>90</del>  |     |                          |   |   |     |                 |     |                     |      |    |     |
| 20             |     | Donald Norden            |   |   | 11  |                 |     |                     |      |    |     |
| 89             |     | Aneta Moody              |   |   |     |                 |     |                     |      |    |     |
|                |     |                          |   |   |     |                 |     |                     |      |    |     |
|                |     |                          |   |   |     |                 |     |                     |      |    |     |
|                |     |                          |   |   |     |                 |     |                     |      |    |     |
|                |     |                          |   |   |     |                 |     |                     |      |    |     |

Pos = Position. G = Goals. A = Assists. PIM = Penalties in Minutes (Time).

| Goals |   |       |      |        |         |    | Penalties |       |      |         |                                    |     |
|-------|---|-------|------|--------|---------|----|-----------|-------|------|---------|------------------------------------|-----|
| #     | P | Time  | Team | Scorer | Assists |    | P         | Time  | Team | Player  | Offence                            | PIM |
| 1     | 1 | 10:30 | NSW  | 50     | 11      | 2  | 1         | 4:30  | QLD  | 20      | Tripping                           | 11  |
| 2     | 1 | 9:20  | NSW  | 50     | 88      | 14 | 2         | 11:34 | NSW  | 95 (11) | Interference (Penalty taken by 11) | 11  |
| 3     | 1 | 3:50  | NSW  | 88     | 2       | 11 | 2         | 7:50  | NSW  | 14      | Tripping                           | 11  |
| 4     | 2 | 6:39  | NSW  | 50     |         |    |           |       |      |         |                                    |     |
| 5     | 2 | 5:11  | NSW  | 50     |         |    |           |       |      |         |                                    |     |
| 6     |   |       |      |        |         |    |           |       |      |         |                                    |     |
| 7     |   |       |      |        |         |    |           |       |      |         |                                    |     |
| 8     |   |       |      |        |         |    |           |       |      |         |                                    |     |
| 9     |   |       |      |        |         |    |           |       |      |         |                                    |     |
| 10    |   |       |      |        |         |    |           |       |      |         |                                    |     |
| 11    |   |       |      |        |         |    |           |       |      |         |                                    |     |
| 12    |   |       |      |        |         |    |           |       |      |         |                                    |     |

P = Period. PIM = Penalty in Minutes (e.g. 2 = Minor, 5 = Major, etc.)

| Score By Period |   |   |    |       | Goaltender Statistics |   |      |       |       |
|-----------------|---|---|----|-------|-----------------------|---|------|-------|-------|
| Team            | 1 | 2 | OT | Total | Team                  | # | Time | Shots | Saves |
| QLD             | 0 | 0 |    | 0     |                       |   |      |       |       |
| NSW1            | 3 | 2 |    | 5     |                       |   |      |       |       |

|                    |  |            |  |
|--------------------|--|------------|--|
| Home Captain/Coach |  | Official 1 |  |
| Away Captain/Coach |  | Official 2 |  |



# 2012 Broomball Australia National Championships - Scoresheet

|           |                         |          |                    |           |          |                     |     |
|-----------|-------------------------|----------|--------------------|-----------|----------|---------------------|-----|
| Game #    | 63                      | Division | Mixed Intermediate | Dt/Tm     | Sat 0405 | Final Score (A – H) | 5-0 |
| Away Team | SA                      |          |                    | Home Team | VIC      |                     |     |
| Officials | Cory Skilton & NSW Duty |          |                    |           |          |                     |     |

| Away Team: SA |     |                    |    |   |     | Home Team: VIC   |     |                     |   |   |     |
|---------------|-----|--------------------|----|---|-----|------------------|-----|---------------------|---|---|-----|
| #             | Pos | Name               | G  | A | PIM | #                | Pos | Name                | G | A | PIM |
| <del>2</del>  |     | Marty WELLS        |    |   |     | 10               |     | Tristan-Scott KHONG |   |   |     |
| 11            |     | Meagan McPHEE      |    |   |     | 11               |     | Kirsty PAYTON       |   |   |     |
| 14            |     | Bronwyn MAYO       | 1  |   |     | 14               |     | Tarcha SALEEBA [AC] |   |   |     |
| 16            |     | Simon DAWSON       |    |   |     | <del>17</del> 15 |     | Megan LANYON        |   |   |     |
| 17            |     | Harry PERKS        | 11 |   |     | 24               |     | Chris HODSON        |   |   |     |
| 18            |     | Jackson RENSHAW    |    | 1 |     | <del>31</del>    |     | Jo NGUYEN           |   |   |     |
| 21            |     | Robert WHEELWRIGHT | 1  |   | 11  | <del>58</del>    |     | Luca KUMPIES        |   |   |     |
| 34            |     | Gerry McCaffery    |    | 1 |     | <del>72</del>    |     | Rachel HANDS [C]    |   |   |     |
| 47            |     | Alessia OBIETTIVO  |    | 1 | 11  | <del>88</del>    |     | Eder RAMOS          |   |   |     |
| <del>45</del> |     | Tom STEVENS        | 1  |   |     | <del>88</del>    |     | Daniel PAYNE        |   |   |     |
| <del>58</del> |     | Natalie OLSEN      |    | 1 |     | <del>91</del>    |     | Cameron VEAL [AC]   |   |   |     |
| <del>87</del> |     | Tim BOOTH          |    |   |     | 42               |     | Tarquin WALSH       |   |   |     |
| <del>87</del> |     | Joy WORKMAN        |    |   |     | 57               |     | Liam Foster         |   |   | 11  |
|               |     |                    |    |   |     | 84               |     | Romy Esposito       |   |   |     |
|               |     |                    |    |   |     | 30               |     | Alex Vladica        |   |   |     |
|               |     |                    |    |   |     | 44               |     | Dave Summers        |   |   |     |

Pos = Position. G = Goals. A = Assists. PIM = Penalties in Minutes (Time).

| Goals |   |       |      |        |         |  | Penalties |       |      |        |            |     |
|-------|---|-------|------|--------|---------|--|-----------|-------|------|--------|------------|-----|
| #     | P | Time  | Team | Scorer | Assists |  | P         | Time  | Team | Player | Offence    | PIM |
| 1     | 1 | 2:40  | SA   | 17     | 18      |  | 1         | 14:27 | SA   | 47     | High Stick | 11  |
| 2     | 2 | 12:28 | SA   | 17     | 24      |  | 1         | 9:38  | SA   | 21     | High Stick | 11  |
| 3     | 2 | 8:30  | SA   | 21     | 47      |  | 1         | 5:27  | VIC  | 57     | High Stick | 11  |
| 4     | 2 | 1:45  | SA   | 5      | 34      |  |           |       |      |        |            |     |
| 5     | 2 | 0:02  | SA   | 14     |         |  |           |       |      |        |            |     |
| 6     |   |       |      |        |         |  |           |       |      |        |            |     |
| 7     |   |       |      |        |         |  |           |       |      |        |            |     |
| 8     |   |       |      |        |         |  |           |       |      |        |            |     |
| 9     |   |       |      |        |         |  |           |       |      |        |            |     |
| 10    |   |       |      |        |         |  |           |       |      |        |            |     |
| 11    |   |       |      |        |         |  |           |       |      |        |            |     |
| 12    |   |       |      |        |         |  |           |       |      |        |            |     |

P = Period. PIM = Penalty in Minutes (e.g. 2 = Minor, 5 = Major, etc.)

| Score By Period |   |   |    |       | Goaltender Statistics |   |      |       |       |
|-----------------|---|---|----|-------|-----------------------|---|------|-------|-------|
| Team            | 1 | 2 | OT | Total | Team                  | # | Time | Shots | Saves |
| SA              | 1 | 4 |    | 5     |                       |   |      |       |       |
| VIC             | 0 | 0 |    | 0     |                       |   |      |       |       |

|                    |  |            |  |
|--------------------|--|------------|--|
| Home Captain/Coach |  | Official 1 |  |
| Away Captain/Coach |  | Official 2 |  |



# 2012 Broomball Australia National Championships - Scoresheet

|           |                               |          |             |       |           |                     |     |
|-----------|-------------------------------|----------|-------------|-------|-----------|---------------------|-----|
| Game #    | 64                            | Division | Mixed Elite | Dt/Tm | Sat 0440  | Final Score (A – H) | 5-0 |
| Away Team | NSW                           |          |             |       | Home Team | ACT                 |     |
| Officials | Doug Nixon & Heather Veilleux |          |             |       |           |                     |     |

| Away Team: NSW |     |                   |    |    |     | Home Team: ACT |     |                     |   |   |     |
|----------------|-----|-------------------|----|----|-----|----------------|-----|---------------------|---|---|-----|
| #              | Pos | Name              | G  | A  | PIM | #              | Pos | Name                | G | A | PIM |
| 60             |     | Saxon HOOPER [C]  |    | 1  |     | 1              |     | Shane MARTIN [C]    |   |   |     |
| 6              |     | Bec DAVIS         |    |    |     | 3              |     | Tracey ALLISON      |   |   |     |
| 7              |     | Tim BROWN [AC]    | 1  |    | 11  | 7              |     | Alicia MARTIN       |   |   |     |
| 8              |     | Joanne MITCHELL   |    |    |     | 12             |     | Kirsty MARTIN       |   |   |     |
| 16             |     | Kerry BAXTER [AC] | 11 |    |     | 15             |     | Bryce MARSHALL [AC] |   |   |     |
| 23             |     | Dhyana SCARANO    |    |    |     | 21             |     | Olivia BOYD [AC]    |   |   |     |
| 49             |     | James KRISTOF     |    |    |     | 25             |     | Linda JEFFERY       |   |   |     |
| 54             |     | Andrew CAUSBY     | 11 |    |     | 26             | 34  | Chris LUCAS         |   |   |     |
| 64             |     | Jason WHEELER     |    |    |     | 70             | 53  | Scott WALKER        |   |   |     |
| 68             |     | Luke SIMMONDS     |    | 1  |     |                |     |                     |   |   |     |
| 75             | 6   | Sam BOER          |    | 1  |     |                |     |                     |   |   |     |
| 83             |     | Louis SULTANA     |    |    |     |                |     |                     |   |   |     |
| 86             |     | Damien COLYER     |    |    |     |                |     |                     |   |   |     |
| 92             |     | Dominic COLYER    |    | 11 |     |                |     |                     |   |   |     |

Pos = Position. G = Goals. A = Assists. PIM = Penalties in Minutes (Time).

| Goals |   |       |      |        |         |    | Penalties |      |      |        |                  |     |
|-------|---|-------|------|--------|---------|----|-----------|------|------|--------|------------------|-----|
| #     | P | Time  | Team | Scorer | Assists |    | P         | Time | Team | Player | Offence          | PIM |
| 1     | 1 | 14:50 | NSW  | 16     | 92      | 68 | 1         | 2:34 | NSW  | 7      | Too Many Players | 11  |
| 2     | 1 | 11:46 | NSW  | 7      | 60      |    |           |      |      |        |                  |     |
| 3     | 1 | 6:02  | NSW  | 16     | 92      |    |           |      |      |        |                  |     |
| 4     | 1 | 4:55  | NSW  | 54     | 50      |    |           |      |      |        |                  |     |
| 5     | 2 | 1:58  | NSW  | 54     |         |    |           |      |      |        |                  |     |
| 6     |   |       |      |        |         |    |           |      |      |        |                  |     |
| 7     |   |       |      |        |         |    |           |      |      |        |                  |     |
| 8     |   |       |      |        |         |    |           |      |      |        |                  |     |
| 9     |   |       |      |        |         |    |           |      |      |        |                  |     |
| 10    |   |       |      |        |         |    |           |      |      |        |                  |     |
| 11    |   |       |      |        |         |    |           |      |      |        |                  |     |
| 12    |   |       |      |        |         |    |           |      |      |        |                  |     |

P = Period. PIM = Penalty in Minutes (e.g. 2 = Minor, 5 = Major, etc.)

| Score By Period |   |   |    |       | Goaltender Statistics |   |      |       |       |
|-----------------|---|---|----|-------|-----------------------|---|------|-------|-------|
| Team            | 1 | 2 | OT | Total | Team                  | # | Time | Shots | Saves |
| NSW             | 4 | 1 |    | 5     |                       |   |      |       |       |
| ACT             | 0 | 0 |    | 0     |                       |   |      |       |       |

|                    |  |            |  |
|--------------------|--|------------|--|
| Home Captain/Coach |  | Official 1 |  |
| Away Captain/Coach |  | Official 2 |  |



# 2012 Broomball Australia National Championships - Scoresheet

|           |                                                     |          |             |           |          |                     |     |
|-----------|-----------------------------------------------------|----------|-------------|-----------|----------|---------------------|-----|
| Game #    | 65                                                  | Division | Mixed Elite | Dt/Tm     | Sat 0515 | Final Score (A – H) | 5-0 |
| Away Team | SA                                                  |          |             | Home Team |          | VIC                 |     |
| Officials | Doug Nixon & <del>Charles Elia</del> Bryce Marshall |          |             |           |          |                     |     |

| Away Team: SA |     |                                           |    |    |     | Home Team: VIC |     |                                          |   |    |     |
|---------------|-----|-------------------------------------------|----|----|-----|----------------|-----|------------------------------------------|---|----|-----|
| #             | Pos | Name                                      | G  | A  | PIM | #              | Pos | Name                                     | G | A  | PIM |
| <del>4</del>  |     | <del>PRYOR</del>                          |    |    |     | 1              |     | Clinton GENTLE (AC)                      |   |    |     |
| 8             |     | Kim SHAPLEY                               |    |    |     | 04             |     | Tony ESPOSITO                            |   |    |     |
| 11            |     | <del>MURRAY</del> McPHEE <del>MEGAN</del> |    |    |     | <del>65</del>  |     | <del>PETER</del> Georgia GENTLE          |   |    |     |
| 13            |     | MASSON                                    | 1  | 1  | 11  | 7              |     | Vanessa TUCKFIELD                        |   |    |     |
| <del>16</del> |     | <del>Simon DAWSON</del>                   |    |    |     | 18             |     | Carl SARELIUS                            |   |    |     |
| 23            |     | Craig Barrett                             |    | 11 |     | <del>18</del>  |     | Leisha SKILTON (C)                       |   |    |     |
| 28            |     | Ceityn WALKER                             |    |    |     | 22             |     | Shanni MULLER                            |   | 11 |     |
| 31            |     | Casper FERTIER                            |    | 1  |     | <del>23</del>  |     | <del>Nicole GREASER</del>                |   |    |     |
| 32            |     | Luca OBIETTIVO                            | 1  |    |     | <del>30</del>  |     | <del>Gillies FORGET</del>                |   |    |     |
| 33            |     | Kate IRVINE                               | 1  | 1  |     | 32             |     | Adam PEGG                                |   |    |     |
| 65            |     | Matt IRVINE                               |    | 1  |     | <del>33</del>  |     | <del>Steve KENNEDY</del>                 |   |    |     |
| 71            |     | Adam COLLINS                              |    | 1  |     | <del>30</del>  |     | <del>ALAN</del> Wynne <del>MCADICA</del> |   |    |     |
| 75            |     | Sai NEUENHAM                              | 11 |    |     | 41             |     | Brad WATSON (AC)                         |   |    |     |
| 99            |     | Alana BRACKEN                             |    | 1  |     | <del>99</del>  |     | <del>Kevin FORGET</del>                  |   |    |     |
| <del>87</del> |     | <del>Tim BOOTH</del>                      |    |    |     | <del>99</del>  |     | <del>Vanessa Calyer</del>                |   |    |     |
|               |     |                                           |    |    |     | 44             |     | <del>David Summers</del>                 |   |    |     |

Pos = Position. G = Goals. A = Assists. PIM = Penalties in Minutes (Time).

| Goals |   |      |      |        |         | Penalties |      |      |        |            |     |
|-------|---|------|------|--------|---------|-----------|------|------|--------|------------|-----|
| #     | P | Time | Team | Scorer | Assists | P         | Time | Team | Player | Offence    | PIM |
| 1     | 1 | 3:51 | SA   | 75     | 23 71   | 2         | 9:41 | SA   | 13     | High Stick | 11  |
| 2     | 1 | 0:41 | SA   | 75     | 23      | 2         | 0:36 | VIC  | 22     | High Stick | 11  |
| 3     | 2 | 7:26 | SA   | 32     | 13 99   |           |      |      |        |            |     |
| 4     | 2 | 6:25 | SA   | 33     | 31      |           |      |      |        |            |     |
| 5     | 2 | 5:31 | SA   | 13     | 65 33   |           |      |      |        |            |     |
| 6     |   |      |      |        |         |           |      |      |        |            |     |
| 7     |   |      |      |        |         |           |      |      |        |            |     |
| 8     |   |      |      |        |         |           |      |      |        |            |     |
| 9     |   |      |      |        |         |           |      |      |        |            |     |
| 10    |   |      |      |        |         |           |      |      |        |            |     |
| 11    |   |      |      |        |         |           |      |      |        |            |     |
| 12    |   |      |      |        |         |           |      |      |        |            |     |

P = Period. PIM = Penalty in Minutes (e.g. 2 = Minor, 5 = Major, etc.)

| Score By Period |   |   |    |       | Goaltender Statistics |   |      |       |       |
|-----------------|---|---|----|-------|-----------------------|---|------|-------|-------|
| Team            | 1 | 2 | OT | Total | Team                  | # | Time | Shots | Saves |
| SA              | 2 | 3 |    | 5     |                       |   |      |       |       |
| VIC             | 0 | 0 |    | 0     |                       |   |      |       |       |

|                    |  |            |  |
|--------------------|--|------------|--|
| Home Captain/Coach |  | Official 1 |  |
| Away Captain/Coach |  | Official 2 |  |



# 2012 Broomball Australia National Championships - Scoresheet

|           |                                  |          |                    |       |           |                     |       |
|-----------|----------------------------------|----------|--------------------|-------|-----------|---------------------|-------|
| Game #    | 66                               | Division | Mixed Intermediate | Dt/Tm | Sat 0550  | Final Score (A – H) | 2 – 0 |
| Away Team | QLD                              |          |                    |       | Home Team | VIC                 |       |
| Officials | Rohan Golding & Heather Veilleux |          |                    |       |           |                     |       |

| Away Team: QLD |     |                          |   |   |     | Home Team: VIC |     |                     |   |   |     |
|----------------|-----|--------------------------|---|---|-----|----------------|-----|---------------------|---|---|-----|
| #              | Pos | Name                     | G | A | PIM | #              | Pos | Name                | G | A | PIM |
| 2              |     | Leena MULLER-NORDIN [AC] |   |   |     | 10             |     | Tristan-Scott KHONG |   |   |     |
| 7              |     | Trent ALLEN              |   |   |     | 11             |     | Kirsty PAYTON       |   |   |     |
| 14             |     | Liz LUQUE                |   |   | 11  | 14             |     | Tarcha SALEEBA [AC] |   |   |     |
| 27             |     | Irena ZAGORSKIS          |   |   |     | 17             |     | Megan LANYON        |   |   |     |
| 30             |     | Tom CAREY                |   | 1 |     | 24             |     | Chris HODSON        |   |   |     |
| 34             |     | Grant WASHINGTON [C]     |   |   |     | 31             |     | Jo NGUYEN           |   |   |     |
| 47             |     | Dan HAYDON [AC]          |   |   |     | 56             |     | Luca KUMPIES        |   |   |     |
| 47             |     | Andrew FAZEL             |   |   |     | 72             |     | Rachel HANDS [C]    |   |   | 11  |
| 73             |     | Cale GOLDING (C)         | 1 |   |     | 85             |     | Eder RAMOA          |   |   |     |
| 90             |     | Nathan DICKINSON         |   | 1 |     | 88             |     | Daniel PAYNE        |   |   |     |
| 90             |     | DON NORDIN               | 1 |   |     | 91             |     | Cameron VEAL [AC]   |   |   |     |
| 89             |     | ANETA                    |   |   |     |                |     | Tarquin WALSH       |   |   |     |
| 98             |     | KAREN PARISH             |   |   |     | 35             |     | Alan Jaba           |   |   |     |
|                |     |                          |   |   |     |                |     |                     |   |   |     |
|                |     |                          |   |   |     |                |     |                     |   |   |     |
|                |     |                          |   |   |     |                |     |                     |   |   |     |

Pos = Position. G = Goals. A = Assists. PIM = Penalties in Minutes (Time).

| Goals |   |       |      |        |         | Penalties |       |      |        |            |     |
|-------|---|-------|------|--------|---------|-----------|-------|------|--------|------------|-----|
| #     | P | Time  | Team | Scorer | Assists | P         | Time  | Team | Player | Offence    | PIM |
| 1     | 1 | 10:24 | QLD  | 20     | 30      | 1         | 8:23  | VIC  | 72     | High Stick | 11  |
| 2     | 1 | 2:43  | QLD  | 73     | 90      | 2         | 11:48 | QLD  | 14     | Tripping   | 11  |
| 3     |   |       |      |        |         |           |       |      |        |            |     |
| 4     |   |       |      |        |         |           |       |      |        |            |     |
| 5     |   |       |      |        |         |           |       |      |        |            |     |
| 6     |   |       |      |        |         |           |       |      |        |            |     |
| 7     |   |       |      |        |         |           |       |      |        |            |     |
| 8     |   |       |      |        |         |           |       |      |        |            |     |
| 9     |   |       |      |        |         |           |       |      |        |            |     |
| 10    |   |       |      |        |         |           |       |      |        |            |     |
| 11    |   |       |      |        |         |           |       |      |        |            |     |
| 12    |   |       |      |        |         |           |       |      |        |            |     |

P = Period. PIM = Penalty in Minutes (e.g. 2 = Minor, 5 = Major, etc.)

| Score By Period |   |   |    |       | Goaltender Statistics |   |      |       |       |
|-----------------|---|---|----|-------|-----------------------|---|------|-------|-------|
| Team            | 1 | 2 | OT | Total | Team                  | # | Time | Shots | Saves |
| QLD             | 2 | 0 |    | 2     |                       |   |      |       |       |
| VIC             | 0 | 0 |    | 0     |                       |   |      |       |       |

|                    |  |            |  |
|--------------------|--|------------|--|
| Home Captain/Coach |  | Official 1 |  |
| Away Captain/Coach |  | Official 2 |  |

## 2012 Broomball Australia National Championships - Scoresheet

|           |                                                     |          |                    |       |           |                     |       |
|-----------|-----------------------------------------------------|----------|--------------------|-------|-----------|---------------------|-------|
| Game #    | 67                                                  | Division | Mixed Intermediate | Dt/Tm | Sat 0625  | Final Score (A – H) | 1 – 0 |
| Away Team | NSW # 2                                             |          |                    |       | Home Team | SA                  |       |
| Officials | <del>Chantal Rivo</del> & Remi Veilleux + Alan Jabs |          |                    |       |           |                     |       |

[illegible]

Pos = Position. G = Goals. A = Assists. PIM = Penalties in Minutes (Time).

[illegible]

P = Period. PIM = Penalty in Minutes (e.g. 2 = Minor, 5 = Major, etc.)

| Score By Period |   |   |    |       | Goaltender Statistics |   |      |       |       |
|-----------------|---|---|----|-------|-----------------------|---|------|-------|-------|
| Team            | 1 | 2 | OT | Total | Team                  | # | Time | Shots | Saves |
| NSW2            | 1 | 0 |    | 1     |                       |   |      |       |       |
| SA              | 0 | 0 |    | 0     |                       |   |      |       |       |

|                    |  |            |  |
|--------------------|--|------------|--|
| Home Captain/Coach |  | Official 1 |  |
| Away Captain/Coach |  | Official 2 |  |





# 2012 Broomball Australia National Championships - Scoresheet

*Data not entered*

|           |                        |          |             |        |           |                     |          |
|-----------|------------------------|----------|-------------|--------|-----------|---------------------|----------|
| Game #    | 68                     | Division | Men's Elite | Day/Tm | Sat 2100  | Final Score (A – H) | 0 – 1 OT |
| Away Team | ACT                    |          |             |        | Home Team | NSW                 |          |
| Officials | Doug Nixon & Alan Jabs |          |             |        |           |                     |          |

| Away Team: ACT |     |                     |                    |   |     | Home Team: NSW |     |                    |          |   |     |
|----------------|-----|---------------------|--------------------|---|-----|----------------|-----|--------------------|----------|---|-----|
| #              | Pos | Name                | G                  | A | PIM | #              | Pos | Name               | G        | A | PIM |
| 1              | F   | Shane MARTIN (C)    |                    |   |     | 60             | C   | Saxon HOOPER (C)   | 1        |   |     |
| 15             | C   | Bryce MARSHALL (AC) |                    |   |     | 1              | D   | Dane HANSEN        |          |   |     |
| 34             | 26  | D                   | Chris LUCAS        |   | 11  | 7              | C   | Tim BROWN (AC)     |          |   |     |
| 38             | 53  | F                   | Tynan WHIGHT       |   |     | 49             | G   | James KRISTOF      |          |   |     |
| 21             | 38  | 21                  | Robert WHEELWRIGHT |   |     | 50             | F   | Marc KUIPERS       |          |   |     |
|                | 64  | G                   | Ben IRMISCH        |   |     | 54             | F   | Andrew CAUSBY      |          |   |     |
| 53             | 70  | D                   | Scott WALKER (AC)  |   |     | 64             | F   | Jason WHEELER      |          |   |     |
|                | 26  | F                   | ZAC LAW            |   |     | 68             | F   | Luke SIMMONDS      |          |   |     |
|                |     |                     |                    |   |     | 77             | C   | Peter YABSLEY (AC) |          | 1 |     |
|                |     |                     |                    |   |     | 78             | 57  | D                  | Sam BOER |   |     |
|                |     |                     |                    |   |     | 83             | F   | Louis SULTANA      |          |   | 11  |
|                |     |                     |                    |   |     | 86             | D   | Damian COLYER      |          |   |     |
|                |     |                     |                    |   |     | 92             | D   | Dominic COLYER     |          | 1 |     |

Pos = Position. G = Goals. A = Assists. PIM = Penalties in Minutes (Time).

| Goals |    |       |      |        |         | Penalties |       |      |        |               |     |
|-------|----|-------|------|--------|---------|-----------|-------|------|--------|---------------|-----|
| #     | P  | Time  | Team | Scorer | Assists | P         | Time  | Team | Player | Offence       | PIM |
| 1     | 01 | 13.10 | NSW  | 60     | 92 77   | 2         | 7.01  | NSW  | 83     | Tripping      | 2   |
| 2     |    |       |      |        |         | 01        | 13.58 | ACT  | 34     | Delay of Game | 2   |
| 3     |    |       |      |        |         |           |       |      |        |               |     |
| 4     |    |       |      |        |         |           |       |      |        |               |     |
| 5     |    |       |      |        |         |           |       |      |        |               |     |
| 6     |    |       |      |        |         |           |       |      |        |               |     |
| 7     |    |       |      |        |         |           |       |      |        |               |     |
| 8     |    |       |      |        |         |           |       |      |        |               |     |
| 9     |    |       |      |        |         |           |       |      |        |               |     |
| 10    |    |       |      |        |         |           |       |      |        |               |     |
| 11    |    |       |      |        |         |           |       |      |        |               |     |
| 12    |    |       |      |        |         |           |       |      |        |               |     |

P = Period. PIM = Penalty in Minutes (e.g. 2 = Minor, 5 = Major, etc.)

| Score By Period |   |   |    |       | Goaltender Statistics |   |      |       |       |
|-----------------|---|---|----|-------|-----------------------|---|------|-------|-------|
| Team            | 1 | 2 | OT | Total | Team                  | # | Time | Shots | Saves |
| ACT             | 0 | 0 | 0  | 0     |                       |   |      | 1     |       |
| NSW             | 0 | 0 | 1  | 1     |                       |   |      | 11    |       |

|                    |  |            |  |
|--------------------|--|------------|--|
| Home Captain/Coach |  | Official 1 |  |
| Away Captain/Coach |  | Official 2 |  |

## 2012 Broomball Australia National Championships - Scoresheet

(Data not entered)

|           |                              |          |               |           |          |                     |     |
|-----------|------------------------------|----------|---------------|-----------|----------|---------------------|-----|
| Game #    | 69                           | Division | Women's Elite | Dt/Tm     | Sat 2200 | Final Score (A – H) | 0-1 |
| Away Team | NSW                          |          |               | Home Team | SA       |                     |     |
| Officials | Remi Veilleux & Cory Skilton |          |               |           |          |                     |     |

[illegible]

Pos = Position. G = Goals. A = Assists. PIM = Penalties in Minutes (Time).

[illegible]

P = Period. PIM = Penalty in Minutes (e.g. 2 = Minor, 5 = Major, etc.)

| Score By Period |   |   |    |       | Goaltender Statistics |   |      |       |       |
|-----------------|---|---|----|-------|-----------------------|---|------|-------|-------|
| Team            | 1 | 2 | OT | Total | Team                  | # | Time | Shots | Saves |
| NSW             | 0 | 0 |    |       |                       |   |      |       |       |
| SA              | 0 | 1 |    |       |                       |   |      |       |       |

|                    |  |            |  |
|--------------------|--|------------|--|
| Home Captain/Coach |  | Official 1 |  |
| Away Captain/Coach |  | Official 2 |  |



# 2012 Broomball Australia National Championships - Scoresheet

|           |                           |          |                    |       |           |                     |       |
|-----------|---------------------------|----------|--------------------|-------|-----------|---------------------|-------|
| Game #    | 70                        | Division | Mixed Intermediate | Dt/Tm | Sat 2300  | Final Score (A – H) | 0 – 4 |
| Away Team | VIC                       |          |                    |       | Home Team | NSW4                |       |
| Officials | Remi Veilleux & Alan Jabs |          |                    |       |           |                     |       |

| Away Team: VIC |     |                      |   |   |     | Home Team: NSW4 |     |                       |   |     |     |
|----------------|-----|----------------------|---|---|-----|-----------------|-----|-----------------------|---|-----|-----|
| #              | Pos | Name                 | G | A | PIM | #               | Pos | Name                  | G | A   | PIM |
| 10             |     | Tristan-Scott KHONG  |   |   |     | 24              |     | Jarad FERRERA         |   | 111 |     |
| 11             |     | Kirsty-PAYTON        |   |   |     | <del>25</del>   |     | David BUCKLEY [AC]    |   |     |     |
| 14             |     | Tarcha SALEEBA [AC]  |   |   |     | 27              |     | Tim ROFFEY [C]        |   |     |     |
| 17             |     | Megan LANYON         |   |   |     | 44              |     | Catherine McDONALD    | 1 |     |     |
| 24             |     | Chris HODSON         |   |   |     | 57              |     | Mark FERRERA          | 1 | 1   |     |
| <del>31</del>  |     | <del>Jo NGUYEN</del> |   |   |     | 58              |     | Anke VERMEULEN        | 1 |     |     |
| 56             |     | Luca KUMPIES         |   |   |     | 73              |     | Shannon TOOMEY [AC]   | 1 |     |     |
| 72             |     | Rachel HANDS [C]     |   |   |     | 74              |     | Daniel PATERSON       |   | 1   |     |
| 85             |     | Eder RAMOA           |   |   |     | 90              |     | Craig SADLER          |   |     |     |
| 88             |     | Daniel PAYNE         |   |   |     | <del>96</del>   |     | <del>Kevin CHEN</del> |   |     |     |
| 91             |     | Cameron VEAL [AC]    |   |   |     |                 |     |                       |   |     |     |
| 1/2            |     | Tarquin WALSH        |   |   |     |                 |     |                       |   |     |     |
| 27             |     | LEIGH HENDERSON      |   |   |     |                 |     |                       |   |     |     |
| 56             |     | Lisa Hartley         |   |   |     |                 |     |                       |   |     |     |
| 30             |     | Alex Vladica         |   |   |     |                 |     |                       |   |     |     |
| 78             |     | Graydon Netherway    |   |   |     |                 |     |                       |   |     |     |

Pos = Position. G = Goals. A = Assists. PIM = Penalties in Minutes (Time).

| Goals |   |       |      |        |         |   | Penalties |      |        |         |     |
|-------|---|-------|------|--------|---------|---|-----------|------|--------|---------|-----|
| #     | P | Time  | Team | Scorer | Assists | P | Time      | Team | Player | Offence | PIM |
| 1     | 1 | 8:32  | NSW  | 57     | 74 24   |   |           |      |        |         |     |
| 2     | 1 | 3:50  | NSW  | 73     | 24      |   |           |      |        |         |     |
| 3     | 2 | 14:31 | NSW  | 508    | 57      |   |           |      |        |         |     |
| 4     | 2 | 12:09 | NSW  | 44     | 24      |   |           |      |        |         |     |
| 5     |   |       |      |        |         |   |           |      |        |         |     |
| 6     |   |       |      |        |         |   |           |      |        |         |     |
| 7     |   |       |      |        |         |   |           |      |        |         |     |
| 8     |   |       |      |        |         |   |           |      |        |         |     |
| 9     |   |       |      |        |         |   |           |      |        |         |     |
| 10    |   |       |      |        |         |   |           |      |        |         |     |
| 11    |   |       |      |        |         |   |           |      |        |         |     |
| 12    |   |       |      |        |         |   |           |      |        |         |     |

P = Period. PIM = Penalty in Minutes (e.g. 2 = Minor, 5 = Major, etc.)

| Score By Period |   |   |    |       | Goaltender Statistics |   |      |       |       |
|-----------------|---|---|----|-------|-----------------------|---|------|-------|-------|
| Team            | 1 | 2 | OT | Total | Team                  | # | Time | Shots | Saves |
| VIC             | 0 | 0 |    | 0     |                       |   |      |       |       |
| NSW2            | 2 | 2 |    | 4     |                       |   |      |       |       |

|                    |  |            |  |
|--------------------|--|------------|--|
| Home Captain/Coach |  | Official 1 |  |
| Away Captain/Coach |  | Official 2 |  |



# 2012 Broomball Australia National Championships - Scoresheet

|           |                           |          |             |       |           |                     |       |
|-----------|---------------------------|----------|-------------|-------|-----------|---------------------|-------|
| Game #    | 71                        | Division | Mixed Elite | Dt/Tm | Sat 2335  | Final Score (A – H) | 0 – 5 |
| Away Team | VIC                       |          |             |       | Home Team | ACT                 |       |
| Officials | Remi Veilleux & Alan Jabs |          |             |       |           |                     |       |

| Away Team: VIC |     |                     |   |   |     | Home Team: ACT   |     |                         |     |     |     |
|----------------|-----|---------------------|---|---|-----|------------------|-----|-------------------------|-----|-----|-----|
| #              | Pos | Name                | G | A | PIM | #                | Pos | Name                    | G   | A   | PIM |
| 1              |     | Clinton GENTLE (AC) |   |   |     | 1                |     | Shane MARTIN [C]        | 1   | 1   |     |
| 04             |     | Tony ESPOSITO       |   |   |     | 3                |     | Tracey ALLISON          |     |     |     |
| <del>5</del>   |     | Georgia GIBLIN      |   |   |     | 7                |     | Alicia MARTIN           | 111 |     | 11  |
| 7              |     | Vanessa TUCKFIELD   |   |   |     | 12               |     | Kirsty MARTIN           |     | 111 |     |
| 18             |     | Carl SARELIUS       |   |   |     | 15               |     | Bryce MARSHALL [AC]     |     | 1   |     |
| <del>10</del>  |     | Leisha SKILTON (C)  |   |   |     | 21               |     | Olivia BOYD [AC]        |     | 1   |     |
| 22             |     | Shanni MULLER       |   |   |     | 25               |     | Linda JEFFERY           |     |     |     |
| <del>23</del>  |     | Nicole CREASER      |   |   |     | <del>28</del> 34 |     | Chris LUCAS             | 1   | 11  |     |
| <del>30</del>  |     | Gillies FORGET      |   |   |     | <del>70</del>    |     | <del>Scott WALKER</del> |     |     |     |
| 32             |     | Adam PEGG           |   |   |     | <del>55</del>    |     |                         |     |     |     |
| <del>33</del>  |     | Steve KENNEDY       |   |   |     |                  |     |                         |     |     |     |
| <del>37</del>  |     | Wayne McBRIDE       |   |   |     |                  |     |                         |     |     |     |
| 41             |     | Brad WATSON (AC)    |   |   |     |                  |     |                         |     |     |     |
| 99             |     | Damien Colyer       |   |   |     |                  |     |                         |     |     |     |
| 65             |     | Peter Yabsley       |   |   |     |                  |     |                         |     |     |     |
|                |     | Leigh Henderson     |   |   |     |                  |     |                         |     |     |     |

56 Cory S. Pos = Position. G = Goals. A = Assists. PIM = Penalties in Minutes (Time).

| Goals |   |       |      |        |         |   | Penalties |      |        |            |     |
|-------|---|-------|------|--------|---------|---|-----------|------|--------|------------|-----|
| #     | P | Time  | Team | Scorer | Assists | P | Time      | Team | Player | Offence    | PIM |
| 1     | 1 | 10:04 | ACT  | 1      | 12 34   | 1 | 8:45      | ACT  | 7      | High Stick | 11  |
| 2     | 2 | 11:21 | ACT  | 7      | 1 21    |   |           |      |        |            |     |
| 3     | 2 | 10:21 | ACT  | 7      | 15 34   |   |           |      |        |            |     |
| 4     | 2 | 7:09  | ACT  | 34     | 12      |   |           |      |        |            |     |
| 5     | 2 | 1:46  | ACT  | 7      | 12      |   |           |      |        |            |     |
| 6     |   |       |      |        |         |   |           |      |        |            |     |
| 7     |   |       |      |        |         |   |           |      |        |            |     |
| 8     |   |       |      |        |         |   |           |      |        |            |     |
| 9     |   |       |      |        |         |   |           |      |        |            |     |
| 10    |   |       |      |        |         |   |           |      |        |            |     |
| 11    |   |       |      |        |         |   |           |      |        |            |     |
| 12    |   |       |      |        |         |   |           |      |        |            |     |

P = Period. PIM = Penalty in Minutes (e.g. 2 = Minor, 5 = Major, etc.)

| Score By Period |   |   |    |       | Goaltender Statistics |   |      |       |       |
|-----------------|---|---|----|-------|-----------------------|---|------|-------|-------|
| Team            | 1 | 2 | OT | Total | Team                  | # | Time | Shots | Saves |
| VIC             | 0 | 0 |    | 0     |                       |   |      |       |       |
| ACT             | 1 | 4 |    | 5     |                       |   |      |       |       |

|                    |  |            |  |
|--------------------|--|------------|--|
| Home Captain/Coach |  | Official 1 |  |
| Away Captain/Coach |  | Official 2 |  |



# 2012 Broomball Australia National Championships - Scoresheet

|           |                           |          |             |       |           |                     |       |
|-----------|---------------------------|----------|-------------|-------|-----------|---------------------|-------|
| Game #    | 72                        | Division | Mixed Elite | Dt/Tm | Sun 0010  | Final Score (A – H) | ( – 0 |
| Away Team | NSW                       |          |             |       | Home Team | QLD                 |       |
| Officials | Doug Nixon & Cory Skilton |          |             |       |           |                     |       |

| Away Team: NSW |     |                   |   |   |     | Home Team: QLD |     |                     |   |   |     |
|----------------|-----|-------------------|---|---|-----|----------------|-----|---------------------|---|---|-----|
| #              | Pos | Name              | G | A | PIM | #              | Pos | Name                | G | A | PIM |
| 60             |     | Saxon HOOPER [C]  |   |   |     | 1              |     | Dominic AUTERI      |   |   |     |
| 6              |     | Bec DAVIS         |   |   |     | 5              |     | Mark McLENNAN       |   |   |     |
| 7              |     | Tim BROWN [AC]    |   | 1 |     | 7              |     | Chantelle PIVA (AC) |   |   |     |
| 8              |     | Joanne MITCHELL   |   |   |     | 12             |     | Christie LEAHY      |   |   |     |
| 16             |     | Kerry BAXTER [AC] | 1 |   |     | 15             |     | Wade WRIGHT         |   |   |     |
| 23             |     | Dhyana SCARANO    |   |   |     | 20             |     | Donald NORDIN (AC)  |   |   |     |
| 49             |     | James KRISTOF     |   |   |     | 21             |     | Adam AUTERI         |   |   |     |
| 54             |     | Andrew CAUSBY     |   |   |     | 36             |     | Heather VEILLEUX    |   |   |     |
| 64             |     | Jason WHEELER     |   |   |     | 42             |     | Peter FRISKEN       |   |   |     |
| 68             |     | Luke SIMMONDS     |   |   |     | 44             |     | Robert LUCO         |   |   |     |
| 79             |     | Sam BOER          |   |   |     | 63             |     | Chantelle GRUAR     |   |   |     |
| 83             |     | Louis SULTANA     |   |   |     | 73             |     | Rohan GOLDING [C]   |   |   |     |
| 86             |     | Damien COLYER     |   |   |     | 74             |     | Julian LUCO         |   |   |     |
| 92             |     | Dominic COLYER    |   |   |     | 55             |     | Andrew Fazel        |   |   |     |
|                |     |                   |   |   |     | 34             |     | Grant Washington    |   |   |     |

Pos = Position. G = Goals. A = Assists. PIM = Penalties in Minutes (Time).

| Goals |   |       |      |        |         | Penalties |      |      |        |         |     |
|-------|---|-------|------|--------|---------|-----------|------|------|--------|---------|-----|
| #     | P | Time  | Team | Scorer | Assists | P         | Time | Team | Player | Offence | PIM |
| 1     | 1 | 13:51 | NSW  | 16     | 7       |           |      |      |        |         |     |
| 2     |   |       |      |        |         |           |      |      |        |         |     |
| 3     |   |       |      |        |         |           |      |      |        |         |     |
| 4     |   |       |      |        |         |           |      |      |        |         |     |
| 5     |   |       |      |        |         |           |      |      |        |         |     |
| 6     |   |       |      |        |         |           |      |      |        |         |     |
| 7     |   |       |      |        |         |           |      |      |        |         |     |
| 8     |   |       |      |        |         |           |      |      |        |         |     |
| 9     |   |       |      |        |         |           |      |      |        |         |     |
| 10    |   |       |      |        |         |           |      |      |        |         |     |
| 11    |   |       |      |        |         |           |      |      |        |         |     |
| 12    |   |       |      |        |         |           |      |      |        |         |     |

P = Period. PIM = Penalty in Minutes (e.g. 2 = Minor, 5 = Major, etc.)

| Score By Period |   |   |    |       | Goaltender Statistics |   |      |       |       |
|-----------------|---|---|----|-------|-----------------------|---|------|-------|-------|
| Team            | 1 | 2 | OT | Total | Team                  | # | Time | Shots | Saves |
| NSW             | 1 | 0 |    | 1     |                       |   |      |       |       |
| QLD             | 0 | 0 |    | 0     |                       |   |      |       |       |

|                    |  |            |  |
|--------------------|--|------------|--|
| Home Captain/Coach |  | Official 1 |  |
| Away Captain/Coach |  | Official 2 |  |



# 2012 Broomball Australia National Championships - Scoresheet

|           |                       |          |                    |       |           |                     |       |
|-----------|-----------------------|----------|--------------------|-------|-----------|---------------------|-------|
| Game #    | 73                    | Division | Mixed Intermediate | Dt/Tm | Sun 0145  | Final Score (A – H) | 7 – 0 |
| Away Team | NSW3                  |          |                    |       | Home Team | VIC                 |       |
| Officials | Doug Nixon & NSW Duty |          |                    |       |           |                     |       |

| Away Team: NSW3 |     |                     |    |    |     | Home Team: VIC |     |                              |   |   |     |
|-----------------|-----|---------------------|----|----|-----|----------------|-----|------------------------------|---|---|-----|
| #               | Pos | Name                | G  | A  | PIM | #              | Pos | Name                         | G | A | PIM |
| 2               |     | Andrew CHAPMAN [C]  |    |    |     | 10             |     | Tristan-Scott KHONG          |   |   |     |
| 11              |     | Jeff FERRERA        |    | 11 |     | <del>11</del>  |     | <del>Kirsty PAYTON</del>     |   |   |     |
| 14              |     | Matt HELLYER        | 11 |    |     | 14             |     | Tarcha SALEEBA [AC]          |   |   |     |
| 17              |     | Karen BOER          | 1  | 3  |     | 17             |     | Megan LANYON                 |   |   |     |
| 28              |     | Sarah HELLYER       | 11 |    |     | 24             |     | Chris HODSON                 |   |   |     |
| 37              |     | Brett ACKLING       |    |    |     | <del>31</del>  |     | <del>Jo NGUYEN</del>         |   |   |     |
| 41              |     | Zac LAW [AC]        | 1  |    |     | <del>56</del>  |     | <del>Luca KUMPIES</del>      |   |   |     |
| 50              |     | Marc KUIPERS        |    | 1  |     | 72             |     | Rachel HANDS [C]             |   |   |     |
| 88              |     | Lauren GOULDEN [AC] | 1  | 1  |     | <del>86</del>  |     | <del>Eder RAMOA</del>        |   |   |     |
| 95              |     | Ben IRMISCH         |    |    |     | 88             |     | Daniel PAYNE                 |   |   |     |
|                 |     |                     |    |    |     | <del>91</del>  |     | <del>Cameron VEAL [AC]</del> |   |   |     |
|                 |     |                     |    |    |     | 32             |     | Tarquin WALSH                |   |   |     |
|                 |     |                     |    |    |     | 27             |     | LEIGH HENDERSON              |   |   |     |
|                 |     |                     |    |    |     | 30             |     | ALEX VLADILA                 |   |   |     |
|                 |     |                     |    |    |     | 18             |     | Brayden Nelherway            |   |   |     |
|                 |     |                     |    |    |     | 7              |     | Vanessa Tuckfield            |   |   |     |

Pos = Position. G = Goals. A = Assists. PIM = Penalties in Minutes (Time).

| Goals |   |       |      |        |         | Penalties |      |      |        |         |     |
|-------|---|-------|------|--------|---------|-----------|------|------|--------|---------|-----|
| #     | P | Time  | Team | Scorer | Assists | P         | Time | Team | Player | Offence | PIM |
| 1     | 1 | 14:08 | NSW  | 17     | 50      |           |      |      |        |         |     |
| 2     | 1 | 10:22 | NSW  | 28     | 11      |           |      |      |        |         |     |
| 3     | 1 | 6:10  | NSW  | 14     | 11      |           |      |      |        |         |     |
| 4     | 1 | 4:52  | NSW  | 28     | —       |           |      |      |        |         |     |
| 5     | 1 | 0:21  | NSW  | 88     | —       |           |      |      |        |         |     |
| 6     | 1 | 11:13 | NSW  | 14     | —       |           |      |      |        |         |     |
| 7     | 2 | 3:30  | NSW  | 41     | 88      |           |      |      |        |         |     |
| 8     |   |       |      |        |         |           |      |      |        |         |     |
| 9     |   |       |      |        |         |           |      |      |        |         |     |
| 10    |   |       |      |        |         |           |      |      |        |         |     |
| 11    |   |       |      |        |         |           |      |      |        |         |     |
| 12    |   |       |      |        |         |           |      |      |        |         |     |

P = Period. PIM = Penalty in Minutes (e.g. 2 = Minor, 5 = Major, etc.)

| Score By Period |   |   |    |       | Goaltender Statistics |   |      |       |       |
|-----------------|---|---|----|-------|-----------------------|---|------|-------|-------|
| Team            | 1 | 2 | OT | Total | Team                  | # | Time | Shots | Saves |
| NSW1            | 6 | 1 |    | 7     |                       |   |      |       |       |
| VIC             | 0 | 0 |    | 0     |                       |   |      |       |       |

|                    |  |            |  |
|--------------------|--|------------|--|
| Home Captain/Coach |  | Official 1 |  |
| Away Captain/Coach |  | Official 2 |  |





## 2012 Broomball Australia National Championships - Scoresheet

|           |                         |          |                    |       |           |                     |       |
|-----------|-------------------------|----------|--------------------|-------|-----------|---------------------|-------|
| Game #    | 74                      | Division | Mixed Intermediate | Dt/Tm | Sun 0120  | Final Score (A – H) | 2 – 0 |
| Away Team | QLD                     |          |                    |       | Home Team | NSW4                |       |
| Officials | Cory Skilton & NSW Duty |          |                    |       |           |                     |       |

| Away Team: QLD |     |                          |   |   |     | Home Team: NSW 2 |     |                     |   |   |     |
|----------------|-----|--------------------------|---|---|-----|------------------|-----|---------------------|---|---|-----|
| #              | Pos | Name                     | G | A | PIM | #                | Pos | Name                | G | A | PIM |
| 2              |     | Leena MULLER-NORDIN [AC] |   | 1 |     | 24               |     | Jarad FERRERA       |   |   |     |
| 7              |     | Trent ALLEN              | 1 |   |     | 25               |     | David BUCKLEY [AC]  |   |   |     |
| 14             |     | Liz LUQUE                |   |   |     | 27               |     | Tim ROFFEY [C]      |   |   |     |
| 27             |     | Irena ZAGORSKIS          |   | 1 |     | 44               |     | Catherine McDONALD  |   |   |     |
| 30             |     | Tom CAREY                |   | 1 |     | 57               |     | Mark FERRERA        |   |   |     |
| 34             |     | Grant WASHINGTON [C]     |   |   |     | 58               |     | Anke VERMEULEN      |   |   |     |
| 41             |     | Dan HAYDON [AC]          |   |   |     | 73               |     | Shannon TOOMEY [AC] |   |   |     |
| 47             |     | Andrew FAZEL             |   |   |     | 74               |     | Daniel PATERSON     |   |   |     |
| 55             |     | Cale GOLDING             | 1 |   |     | 90               |     | Craig SADLER        |   |   |     |
| 73             |     | Nathan DICKINSON         |   |   |     | 96               |     | Kevin CHEN          |   |   |     |
| 80             |     |                          |   |   |     |                  |     |                     |   |   |     |
| 20             |     | Don NORDIN               |   | 1 |     |                  |     |                     |   |   |     |
| 98             |     | Karen PARISH             |   |   |     |                  |     |                     |   |   |     |
| 89             |     | Aneta MOODY              |   |   | 11  |                  |     |                     |   |   |     |
| 41             |     | Rob GOODWILL             |   |   |     |                  |     |                     |   |   |     |

Pos = Position. G = Goals. A = Assists. PIM = Penalties in Minutes (Time).

| Goals |   |      |      |        |         | Penalties |       |      |        |            |     |
|-------|---|------|------|--------|---------|-----------|-------|------|--------|------------|-----|
| #     | P | Time | Team | Scorer | Assists | P         | Time  | Team | Player | Offence    | PIM |
| 1     | 2 | 6:38 | QLD  | 7      | 20 27   | 1         | 11:23 | QLD  | 89     | High Stick | 11  |
| 2     | 2 | 4:54 | QLD  | 73     | 30 2    |           |       |      |        |            |     |
| 3     |   |      |      |        |         |           |       |      |        |            |     |
| 4     |   |      |      |        |         |           |       |      |        |            |     |
| 5     |   |      |      |        |         |           |       |      |        |            |     |
| 6     |   |      |      |        |         |           |       |      |        |            |     |
| 7     |   |      |      |        |         |           |       |      |        |            |     |
| 8     |   |      |      |        |         |           |       |      |        |            |     |
| 9     |   |      |      |        |         |           |       |      |        |            |     |
| 10    |   |      |      |        |         |           |       |      |        |            |     |
| 11    |   |      |      |        |         |           |       |      |        |            |     |
| 12    |   |      |      |        |         |           |       |      |        |            |     |

P = Period. PIM = Penalty in Minutes (e.g. 2 = Minor, 5 = Major, etc.)

| Score By Period |   |   |    |       | Goaltender Statistics |   |      |       |       |
|-----------------|---|---|----|-------|-----------------------|---|------|-------|-------|
| Team            | 1 | 2 | OT | Total | Team                  | # | Time | Shots | Saves |
| QLD             | 0 | 2 |    | 2     |                       |   |      |       |       |
| NSW2            | 0 | 0 |    | 0     |                       |   |      |       |       |

|                    |  |            |  |
|--------------------|--|------------|--|
| Home Captain/Coach |  | Official 1 |  |
| Away Captain/Coach |  | Official 2 |  |





# 2012 Broomball Australia National Championships - Scoresheet

|           |                          |          |             |           |          |                     |       |
|-----------|--------------------------|----------|-------------|-----------|----------|---------------------|-------|
| Game #    | 75                       | Division | Mixed Elite | Dt/Tm     | Sun 0155 | Final Score (A – H) | 4 – 0 |
| Away Team | QLD                      |          |             | Home Team | ACT      |                     |       |
| Officials | Cory Skilton & Alan Jabs |          |             |           |          |                     |       |

| Away Team: QLD |     |                       |     |    |     | Home Team: ACT |     |                     |   |   |     |
|----------------|-----|-----------------------|-----|----|-----|----------------|-----|---------------------|---|---|-----|
| #              | Pos | Name                  | G   | A  | PIM | #              | Pos | Name                | G | A | PIM |
| 1              |     | Dominic AUTERI        |     |    |     | 1              |     | Shane MARTIN [C]    |   |   |     |
| 5              |     | Mark McLENNAN         |     | 1  |     | 3              |     | Tracey ALLISON      |   |   |     |
| 7              |     | Chantelle PIVA (AC)   |     | 1  |     | 7              |     | Alicia MARTIN       |   |   |     |
| 12             |     | Christie LEAHY        |     |    |     | 12             |     | Kirsty MARTIN       |   |   |     |
| 15             |     | Wade WRIGHT           |     |    |     | 15             |     | Bryce MARSHALL [AC] |   |   |     |
| 20             |     | Donald NORDIN (AC)    |     |    |     | 21             |     | Olivia BOYD [AC]    |   |   |     |
| 24             |     | Adam AUTERI           |     | 1  |     | 25             |     | Linda JEFFERY       |   |   |     |
| 36             |     | Heather VEILLEUX      |     |    |     | 26             |     | Chris LUCAS         |   |   |     |
| 42             |     | Peter FRISKEN         |     |    |     | 70             |     | Scott WALKER        |   |   |     |
| 44             |     | Robert LUCO           |     |    |     |                |     |                     |   |   |     |
| 63             |     | Chantelle GRUAR       |     | 1  |     |                |     |                     |   |   |     |
| 73             |     | Rohan GOLDING [C]     | 111 |    |     |                |     |                     |   |   |     |
| 74             |     | Julian LUCO           |     | 11 |     |                |     |                     |   |   |     |
| 55             |     | Andrew FAZEL          | 1   |    |     |                |     |                     |   |   |     |
| 34             |     | Grant WASHINGTON (AC) |     |    |     |                |     |                     |   |   |     |

Pos = Position. G = Goals. A = Assists. PIM = Penalties in Minutes (Time).

| Goals |   |       |      |        |         |  | Penalties |      |      |        |         |
|-------|---|-------|------|--------|---------|--|-----------|------|------|--------|---------|
| #     | P | Time  | Team | Scorer | Assists |  | P         | Time | Team | Player | Offence |
| 1     | 1 | 10:50 | QLD  | 73     | 63 74   |  |           |      |      |        |         |
| 2     | 1 | 9:50  | QLD  | 73     | 74      |  |           |      |      |        |         |
| 3     | 2 | 7:13  | QLD  | 55     | 7 24    |  |           |      |      |        |         |
| 4     | 2 | 4:11  | QLD  | 73     | 5       |  |           |      |      |        |         |
| 5     |   |       |      |        |         |  |           |      |      |        |         |
| 6     |   |       |      |        |         |  |           |      |      |        |         |
| 7     |   |       |      |        |         |  |           |      |      |        |         |
| 8     |   |       |      |        |         |  |           |      |      |        |         |
| 9     |   |       |      |        |         |  |           |      |      |        |         |
| 10    |   |       |      |        |         |  |           |      |      |        |         |
| 11    |   |       |      |        |         |  |           |      |      |        |         |
| 12    |   |       |      |        |         |  |           |      |      |        |         |

P = Period. PIM = Penalty in Minutes (e.g. 2 = Minor, 5 = Major, etc.)

| Score By Period |   |   |    |       | Goaltender Statistics |   |      |       |       |
|-----------------|---|---|----|-------|-----------------------|---|------|-------|-------|
| Team            | 1 | 2 | OT | Total | Team                  | # | Time | Shots | Saves |
| QLD             | 2 | 2 |    | 4     |                       |   |      |       |       |
| ACT             | 0 | 0 |    | 0     |                       |   |      |       |       |

|                    |  |            |  |
|--------------------|--|------------|--|
| Home Captain/Coach |  | Official 1 |  |
| Away Captain/Coach |  | Official 2 |  |



# 2012 Broomball Australia National Championships - Scoresheet

|           |                        |          |             |           |          |                     |       |
|-----------|------------------------|----------|-------------|-----------|----------|---------------------|-------|
| Game #    | 76                     | Division | Mixed Elite | Dt/Tm     | Sun 0230 | Final Score (A – H) | 1 – 0 |
| Away Team | NSW                    |          |             | Home Team | SA       |                     |       |
| Officials | Doug Nixon & Alan Jabs |          |             |           |          |                     |       |

| Away Team: NSW |     |                   |   |   |     | Home Team: SA |     |                 |   |   |     |
|----------------|-----|-------------------|---|---|-----|---------------|-----|-----------------|---|---|-----|
| #              | Pos | Name              | G | A | PIM | #             | Pos | Name            | G | A | PIM |
| 60             |     | Saxon HOOPER [C]  |   |   |     | 4             |     | PRYOR           |   |   |     |
| 6              |     | Bec DAVIS         |   |   |     | 8             |     | Kim SHAPLEY     |   |   |     |
| 7              |     | Tim BROWN [AC]    |   |   |     | 11            |     | McPHEE          |   |   |     |
| 8              |     | Joanne MITCHELL   |   |   |     | 13            |     | MASSON          |   |   |     |
| 16             |     | Kerry BAXTER [AC] | 1 |   |     | 16            |     | Simon DAWSON    |   |   |     |
| 23             |     | Dhyana SCARANO    |   |   |     | 23            |     | Craig Barrett   |   |   |     |
| 49             |     | James KRISTOF     |   |   |     | 28            |     | Ceitlyn WALKER  |   |   |     |
| 54             |     | Andrew CAUSBY     |   |   |     | 31            |     | Casper FERTIER  |   |   | 11  |
| 64             |     | Jason WHEELER     |   |   |     | 32            |     | Luca OBBIETTIVO |   |   |     |
| 68             |     | Luke SIMMONDS     |   |   |     | 33            |     | Kate IRVINE     |   |   | 11  |
| 79             |     | Sam BOER          |   |   |     | 65            |     | Matt IRVINE     |   |   |     |
| 83             |     | Louis SULTANA     |   |   |     | 71            |     | Adam COLLINS    |   |   |     |
| 86             |     | Damien COLYER     |   |   |     | 75            |     | Sal NEWENHAM    |   |   |     |
| 92             |     | Dominic COLYER    |   |   |     | 99            |     | Alana BRACKEN   |   |   |     |
|                |     |                   |   |   |     |               |     |                 |   |   |     |
|                |     |                   |   |   |     |               |     |                 |   |   |     |

Pos = Position. G = Goals. A = Assists. PIM = Penalties in Minutes (Time).

| Goals |   |      |      |        |         | Penalties |      |      |        |          |     |
|-------|---|------|------|--------|---------|-----------|------|------|--------|----------|-----|
| #     | P | Time | Team | Scorer | Assists | P         | Time | Team | Player | Offence  | PIM |
| 1     | 1 | 1:01 | NSW  | 16     | —       | 1         | 8:13 | SA   | 33     | Slashing | 11  |
| 2     |   |      |      |        |         | 2         | 0:15 | SA   | 31     | Tripping | 11  |
| 3     |   |      |      |        |         |           |      |      |        |          |     |
| 4     |   |      |      |        |         |           |      |      |        |          |     |
| 5     |   |      |      |        |         |           |      |      |        |          |     |
| 6     |   |      |      |        |         |           |      |      |        |          |     |
| 7     |   |      |      |        |         |           |      |      |        |          |     |
| 8     |   |      |      |        |         |           |      |      |        |          |     |
| 9     |   |      |      |        |         |           |      |      |        |          |     |
| 10    |   |      |      |        |         |           |      |      |        |          |     |
| 11    |   |      |      |        |         |           |      |      |        |          |     |
| 12    |   |      |      |        |         |           |      |      |        |          |     |

P = Period. PIM = Penalty in Minutes (e.g. 2 = Minor, 5 = Major, etc.)

| Score By Period |   |   |    |       | Goaltender Statistics |   |      |       |       |
|-----------------|---|---|----|-------|-----------------------|---|------|-------|-------|
| Team            | 1 | 2 | OT | Total | Team                  | # | Time | Shots | Saves |
| NSW             | 1 | 0 |    | 1     |                       |   |      |       |       |
| SA              | 0 | 0 |    | 0     |                       |   |      |       |       |

|                    |  |            |  |
|--------------------|--|------------|--|
| Home Captain/Coach |  | Official 1 |  |
| Away Captain/Coach |  | Official 2 |  |

## 2012 Broomball Australia National Championships - Scoresheet

(No data entered)

|           |     |          |                 |           |    |                     |       |
|-----------|-----|----------|-----------------|-----------|----|---------------------|-------|
| Game #    | 77  | Division | MIXED INTERMED. | Time      |    | Final Score (A - H) | 1 - 0 |
| Away Team | QLD |          |                 | Home Team | SA |                     |       |
| Officials |     |          |                 |           |    |                     |       |

[illegible]

Pos = Position. G = Goals. A = Assists. PIM = Penalties in Minutes (Time).

[illegible]

P = Period. PIM = Penalty in Minutes (e.g. 2 = Minor, 5 = Major, etc.)

| Score By Period |   |   |    |       | Goaltender Statistics |   |      |       |       |
|-----------------|---|---|----|-------|-----------------------|---|------|-------|-------|
| Team            | 1 | 2 | OT | Total | Team                  | # | Time | Shots | Saves |
| QLD             | 0 | 1 |    | 1     |                       |   |      |       |       |
| SA              | 0 | 0 |    | 0     |                       |   |      |       |       |

|                    |  |            |  |
|--------------------|--|------------|--|
| Home Captain/Coach |  | Official 1 |  |
| Away Captain/Coach |  | Official 2 |  |



# 2012 Broomball Australia National Championships - Scoresheet

Mixed Elite, Prelim Final

(Data NOT Entered)

|           |    |          |                  |           |     |                     |       |
|-----------|----|----------|------------------|-----------|-----|---------------------|-------|
| Game #    | 78 | Division | <del>ME</del> PF | Time      |     | Final Score (A - H) | 0 - 0 |
| Away Team | SA |          |                  | Home Team | QLD |                     |       |
| Officials |    |          |                  |           |     |                     |       |

| Away Team: SA |     |                 |   |   |     | Home Team: QLD |     |                 |   |   |     |
|---------------|-----|-----------------|---|---|-----|----------------|-----|-----------------|---|---|-----|
| #             | Pos | Name            | G | A | PIM | #              | Pos | Name            | G | A | PIM |
| 33            |     | KATE IRVINE     |   |   | 11  | 4              |     | Robert Lucco    |   |   |     |
| 75            |     | SAL NEWENHAM    |   |   |     | 74             |     | Julian Lucco    |   |   |     |
| 28            |     | CEITLIN WALKER  |   |   |     | 42             |     | Pete Frisken    |   |   |     |
| 99            |     | ALANA BRACKEN   |   |   |     | 7              |     | Chantelle Piva  |   |   |     |
| 23            |     | CRAIG BARRETT   |   |   |     | 73             |     | Roban Golding   |   |   |     |
| 31            |     | CASPER FERTIER  |   |   |     | 5              |     | Mark McLennan   |   |   |     |
| 32            |     | LUCA OBBIETTINO |   |   | 11  | 15             |     | Wade Wright     |   |   |     |
| 71            |     | ADAM COLLINS    |   |   | 11  | 55             |     | Andrew Fazel    |   |   |     |
| 8             |     | KIM SHARLEY     |   |   |     | 63             |     | Chantelle Gruar |   |   |     |
| 11            | GTK | MEGS MCPHEE     |   |   |     | 36             |     | Heath Velleux   |   |   |     |
| 65            |     | MAT IRVINE      |   |   | 11  | 24             |     | Domanic Aferi   |   |   |     |
| 13            |     | ANDREW MASSON   |   |   |     |                |     |                 |   |   |     |
| 87            |     | TIM BOOTH       |   |   |     |                |     |                 |   |   |     |

Pos = Position. G = Goals. A = Assists. PIM = Penalties in Minutes (Time).

| Goals |   |      |      |        |         | Penalties |       |      |        |            |     |
|-------|---|------|------|--------|---------|-----------|-------|------|--------|------------|-----|
| #     | P | Time | Team | Scorer | Assists | P         | Time  | Team | Player | Offence    | PIM |
| 1     |   |      |      |        |         | 1         | 6:11  | SA   | 71     | Tripping   | 11  |
| 2     |   |      |      |        |         | 1         | 0:08  | SA   | 65     | Tripping   | 11  |
| 3     |   |      |      |        |         | 2         | 11:47 | SA   | 32     | Tripping   | 11  |
| 4     |   |      |      |        |         | 2         | 10:37 | SA   | 33     | High Stick | 11  |
| 5     |   |      |      |        |         |           |       |      |        |            |     |
| 6     |   |      |      |        |         |           |       |      |        |            |     |
| 7     |   |      |      |        |         |           |       |      |        |            |     |
| 8     |   |      |      |        |         |           |       |      |        |            |     |
| 9     |   |      |      |        |         |           |       |      |        |            |     |
| 10    |   |      |      |        |         |           |       |      |        |            |     |
| 11    |   |      |      |        |         |           |       |      |        |            |     |
| 12    |   |      |      |        |         |           |       |      |        |            |     |

P = Period. PIM = Penalty in Minutes (e.g. 2 = Minor, 5 = Major, etc.)

| Score By Period |   |   |    |       | Goaltender Statistics |   |      |       |       |
|-----------------|---|---|----|-------|-----------------------|---|------|-------|-------|
| Team            | 1 | 2 | OT | Total | Team                  | # | Time | Shots | Saves |
| SA              | 0 | 0 |    | 0     |                       |   |      |       |       |
| QLD             | 0 | 0 |    | 0     |                       |   |      |       |       |

|                    |  |            |  |
|--------------------|--|------------|--|
| Home Captain/Coach |  | Official 1 |  |
| Away Captain/Coach |  | Official 2 |  |

## 2012 Broomball Australia National Championships - Scoresheet

(Data Not Entered)

|           |                          |          |       |           |            |                     |       |
|-----------|--------------------------|----------|-------|-----------|------------|---------------------|-------|
| Game #    | 29                       | Division | XI GF | Time      | 0430       | Final Score (A - H) | 4 - 0 |
| Away Team | NSW sliders (ONE)        |          |       | Home Team | QUEENSLAND |                     |       |
| Officials | Alan Jabs, Remy Veilleux |          |       |           |            |                     |       |

[illegible]

Pos = Position. G = Goals. A = Assists. PIM = Penalties in Minutes (Time).

| Goals |   |       |      |        |         |    | Penalties |      |      |        |          |     |
|-------|---|-------|------|--------|---------|----|-----------|------|------|--------|----------|-----|
| #     | P | Time  | Team | Scorer | Assists |    | P         | Time | Team | Player | Offence  | PIM |
| 1     | 2 | 14:06 | NSW  | 17     | 19      |    | 2         | 6.00 | QLD  | 41     | Tripping | 2   |
| 2     | 2 | 11:36 | NSW  | 50     | X17     | 19 |           |      |      |        |          |     |
| 3     | 2 | 9.48  | NSW  | 2      |         |    |           |      |      |        |          |     |
| 4     | 2 | 3:52  | NSW  | 50     | 11      |    |           |      |      |        |          |     |
| 5     |   |       |      |        |         |    |           |      |      |        |          |     |
| 6     |   |       |      |        |         |    |           |      |      |        |          |     |
| 7     |   |       |      |        |         |    |           |      |      |        |          |     |
| 8     |   |       |      |        |         |    |           |      |      |        |          |     |
| 9     |   |       |      |        |         |    |           |      |      |        |          |     |
| 10    |   |       |      |        |         |    |           |      |      |        |          |     |
| 11    |   |       |      |        |         |    |           |      |      |        |          |     |
| 12    |   |       |      |        |         |    |           |      |      |        |          |     |

P = Period. PIM = Penalty in Minutes (e.g. 2 = Minor, 5 = Major, etc.)

| Score By Period |   |   |    |       | Goaltender Statistics |   |      |       |       |
|-----------------|---|---|----|-------|-----------------------|---|------|-------|-------|
| Team            | 1 | 2 | OT | Total | Team                  | # | Time | Shots | Saves |
| NSW             | 0 | 4 |    |       |                       |   |      |       |       |
| QLD             | 0 | 0 |    |       |                       |   |      |       |       |

|                    |  |            |  |
|--------------------|--|------------|--|
| Home Captain/Coach |  | Official 1 |  |
| Away Captain/Coach |  | Official 2 |  |



# 2012 Broomball Australia National Championships - Scoresheet

103

|           |                          |          |       |           |            |                     |       |
|-----------|--------------------------|----------|-------|-----------|------------|---------------------|-------|
| Game #    | 80                       | Division | XE 6F | Time      | 0530       | Final Score (A - H) | 1 - 0 |
| Away Team | NSW                      |          |       | Home Team | QUEENSLAND |                     |       |
| Officials | Doug Nixon, Cory Skilton |          |       |           |            |                     |       |

| Away Team: NSW |     |                 |   |   |     | Home Team: QUEENSLAND |     |                  |   |   |     |
|----------------|-----|-----------------|---|---|-----|-----------------------|-----|------------------|---|---|-----|
| #              | Pos | Name            | G | A | PIM | #                     | Pos | Name             | G | A | PIM |
| 7              |     | TIM BROWN       |   |   |     | 5                     | F   | Mark McLennan    |   |   | 11  |
| 60             |     | SAXON HOOVER    | 1 |   |     | 74                    |     | Dominic Auteri   |   |   |     |
| 6              |     | BEC Davis       |   |   |     | 7                     |     | Chantelle Piva   |   |   |     |
| 8              |     | Joanna Mitchell |   |   |     | 12                    |     | Christie Leahy   |   |   |     |
| 16             |     | Kerry Batten    |   |   |     | 15                    |     | Wade Wright      |   |   |     |
| 23             |     | Dhyana Scarpato |   |   |     | 36                    |     | Heather Veilleux |   |   |     |
| 49             | GK  | James Kristof   |   |   |     | 42                    | GK  | Peter Frisker    |   |   |     |
| 54             |     | Andrew Causby   |   |   |     | 44                    |     | Robert Wood      |   |   |     |
| 64             |     | Jason Wheeler   |   |   |     | 63                    |     | Chantelle Gruar  |   |   |     |
| 68             |     | Luke Sinnonds   | 1 |   |     | 73                    | C   | Kieran Golding   |   |   |     |
| 87             |     | Sam Boer        |   |   |     | 74                    |     | Julian Loco      |   |   |     |
| 83             |     | Louis Sutaray   |   |   |     | 21                    |     | Adam Auteri      |   |   |     |
| 86             |     | Dominic Colyer  |   |   |     | 55                    |     | Andrew Fazel     |   |   |     |
| 92             |     | Dominic Colyer  |   |   |     | 34                    |     | Grant Washington |   |   |     |

Pos = Position. G = Goals. A = Assists. PIM = Penalties in Minutes (Time).

| Goals |   |       |      |        |         | Penalties |      |      |        |          |     |
|-------|---|-------|------|--------|---------|-----------|------|------|--------|----------|-----|
| #     | P | Time  | Team | Scorer | Assists | P         | Time | Team | Player | Offence  | PIM |
| 1     | 2 | 14:24 | NSW  | 60     | 68      | 1         | 0:18 | QLD  | 5      | Tripping | 2   |
| 2     |   |       |      |        |         |           |      |      |        |          |     |
| 3     |   |       |      |        |         |           |      |      |        |          |     |
| 4     |   |       |      |        |         |           |      |      |        |          |     |
| 5     |   |       |      |        |         |           |      |      |        |          |     |
| 6     |   |       |      |        |         |           |      |      |        |          |     |
| 7     |   |       |      |        |         |           |      |      |        |          |     |
| 8     |   |       |      |        |         |           |      |      |        |          |     |
| 9     |   |       |      |        |         |           |      |      |        |          |     |
| 10    |   |       |      |        |         |           |      |      |        |          |     |
| 11    |   |       |      |        |         |           |      |      |        |          |     |
| 12    |   |       |      |        |         |           |      |      |        |          |     |

P = Period. PIM = Penalty in Minutes (e.g. 2 = Minor, 5 = Major, etc.)

| Score By Period |   |   |    |       | Goaltender Statistics |   |      |       |       |
|-----------------|---|---|----|-------|-----------------------|---|------|-------|-------|
| Team            | 1 | 2 | OT | Total | Team                  | # | Time | Shots | Saves |
| NSW             | 0 | 1 |    | 1     |                       |   |      |       |       |
| QLD             | 0 | 0 |    | 0     |                       |   |      |       |       |

|                    |  |            |  |
|--------------------|--|------------|--|
| Home Captain/Coach |  | Official 1 |  |
| Away Captain/Coach |  | Official 2 |  |